

WIRING DIAGRAMS

CONTENTS

	page		page
CHARGING SYSTEM .....	8W-20	GROUND DISTRIBUTION .....	8W-15
COMPONENT INDEX .....	8W-02	JUNCTION BLOCK .....	8W-12
CONNECTOR PIN-OUTS .....	8W-80	POWER DISTRIBUTION .....	8W-10
FUEL/IGNITION SYSTEMS .....	8W-30	STARTING SYSTEM .....	8W-21



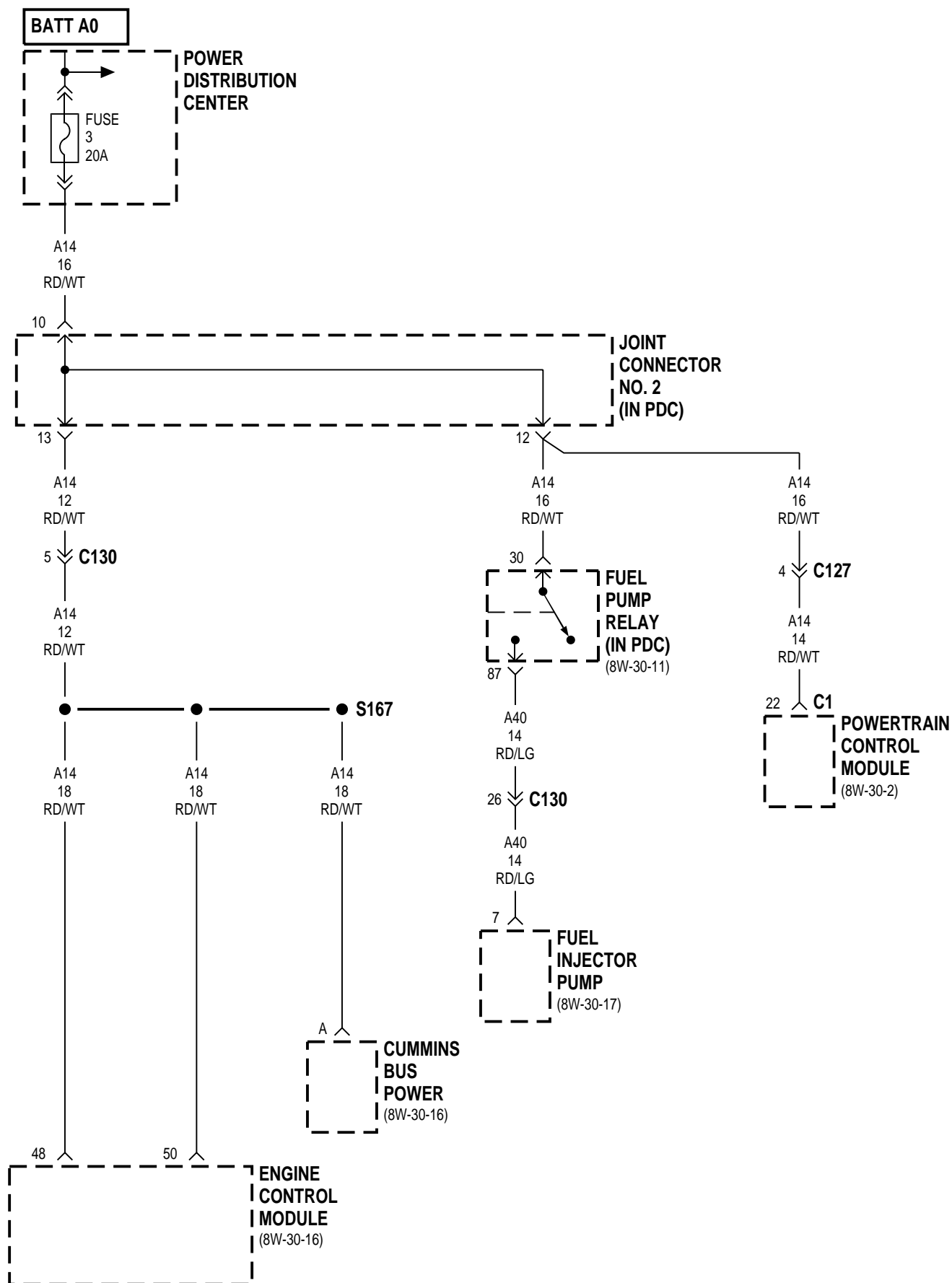
## 8W-02 COMPONENT INDEX

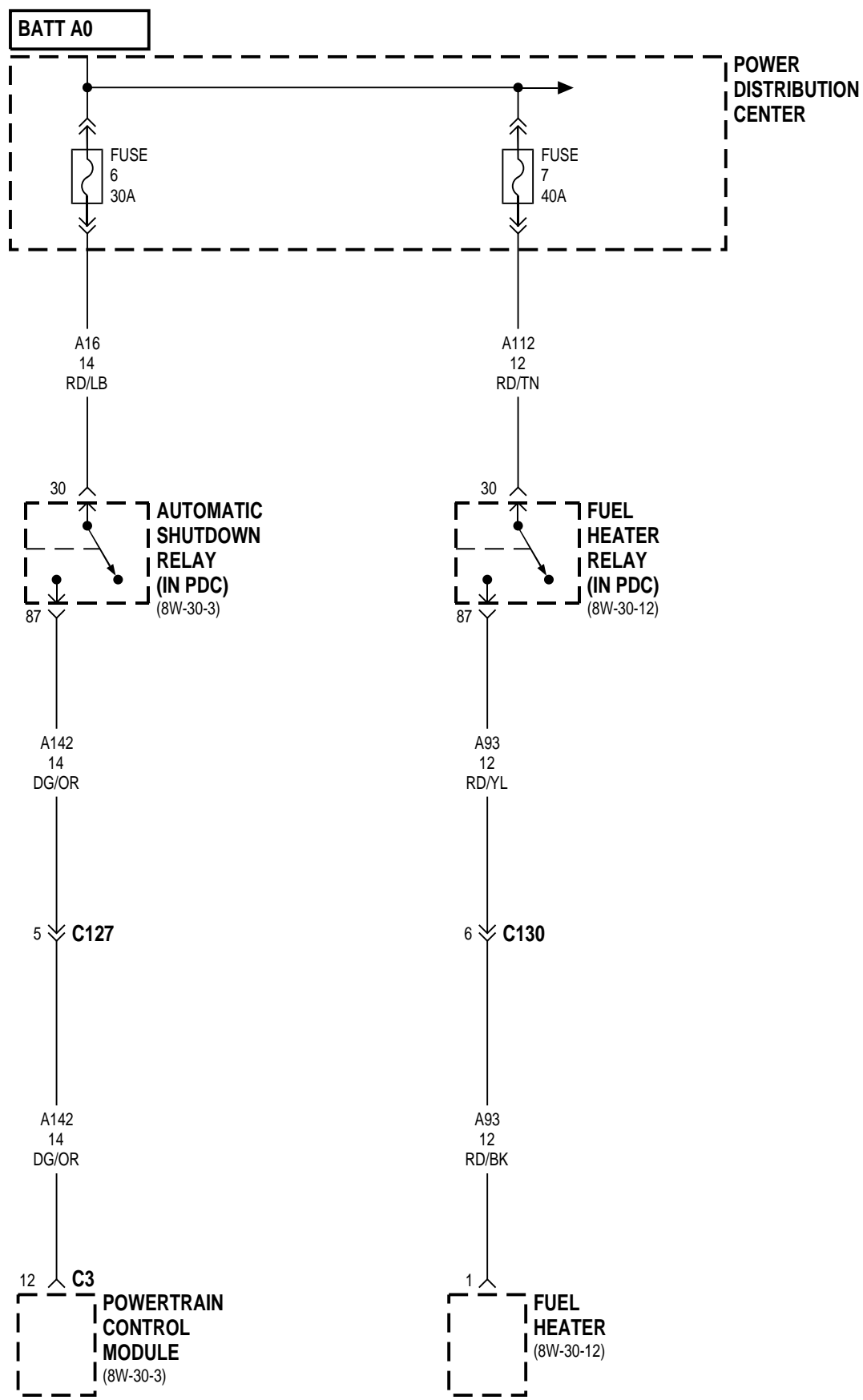
<b>Component</b>	<b>Page</b>	<b>Component</b>	<b>Page</b>
A/C High Pressure Switch . . . . .	8W-30	G117 . . . . .	8W-20
A/C Low Pressure Switch. . . . .	8W-30	G118 . . . . .	8W-20
Accelerator Pedal Postion Sensor. . . . .	8W-30	Generator. . . . .	8W-20
Automatic Shutdown Relay . . . . .	8W-30	Intake Air Heater . . . . .	8W-30
Auxiliary Battery. . . . .	8W-20	Intake Air Heater Relay No. 1 . . . . .	8W-30
Battery . . . . .	8W-20	Intake Air Heater Relay No. 2 . . . . .	8W-30
Battery Temperature Sensor . . . . .	8W-30	Intake Air Temperature Sensor . . . . .	8W-30
Bypass Jumper . . . . .	8W-21	Joint Connector No. 1 . . . . .	8W-15
Clutch Pedal Position Switch. . . . .	8W-21	Joint Connector No. 2 . . . . .	8W-10
Cummins Bus . . . . .	8W-30	Joint Connector No. 4 . . . . .	8W-15
Cummins Bus Power . . . . .	8W-30	Joint Connector No. 5 . . . . .	8W-12
Data Link Connector . . . . .	8W-30	Joint Connector No. 6 . . . . .	8W-30
Engine Control Module . . . . .	8W-30	Joint Connector No. 7 . . . . .	8W-30
Engine Coolant Temperature Sensor . . . . .	8W-30	Manifold Absolute Pressure Sensor . . . . .	8W-30
Engine Oil Pressure Sensor . . . . .	8W-30	Park/Neutral Position Switch . . . . .	8W-30
Engine Position Sensor . . . . .	8W-30	Powertrain Control Module . . . . .	8W-30
Engine Speed Sensor . . . . .	8W-30	PTO Switch . . . . .	8W-30
Engine Starter Motor. . . . .	8W-21	S105. . . . .	8W-12
Engine Starter Motor Relay. . . . .	8W-21	S112. . . . .	8W-15
Fuel Heater . . . . .	8W-30	S116. . . . .	8W-20
Fuel Heater Relay . . . . .	8W-30	S120. . . . .	8W-30
Fuel Injector Pump . . . . .	8W-30	S126. . . . .	8W-15
Fuel Pump Relay . . . . .	8W-30	S127. . . . .	8W-21
Fuel Transfer Pump. . . . .	8W-30	S130. . . . .	8W-12
Fuse 3 (PDC) . . . . .	8W-10	S135. . . . .	8W-15
Fuse 6 (PDC) . . . . .	8W-10	S160. . . . .	8W-30
Fuse 7 (PDC) . . . . .	8W-10	S161. . . . .	8W-15
Fuse 9 (JB) . . . . .	8W-12	S162. . . . .	8W-15
Fuse 11 (JB). . . . .	8W-12	S165. . . . .	8W-30
Fuse 12 (JB) . . . . .	8W-12	S166. . . . .	8W-30
Fuse Gen . . . . .	8W-20	S167. . . . .	8W-10
G100 . . . . .	8W-15	S168. . . . .	8W-15
G101 . . . . .	8W-15	S204. . . . .	8W-15
G102 . . . . .	8W-15	S302. . . . .	8W-15
G104 . . . . .	8W-15	S310. . . . .	8W-12
G105 . . . . .	8W-15	S324. . . . .	8W-12
G107 . . . . .	8W-15	S326. . . . .	8W-12
G108 . . . . .	8W-15	S403. . . . .	8W-30
G114 . . . . .	8W-20	S404. . . . .	8W-30
G115 . . . . .	8W-20	Transmission Output Shaft Speed Sensor . . . . .	8W-30
G116 . . . . .	8W-20	Water In Fuel Sensor. . . . .	8W-30



## 8W-10 POWER DISTRIBUTION

<b>Component</b>	<b>Page</b>	<b>Component</b>	<b>Page</b>
Automatic Shutdown Relay. . . . .	8W-10-3	Fuse 3 (PDC) . . . . .	8W-10-2
Cummins Bus Power . . . . .	8W-10-2	Fuse 6 (PDC) . . . . .	8W-10-3
Engine Control Module. . . . .	8W-10-2	Fuse 7 (PDC) . . . . .	8W-10-3
Fuel Heater . . . . .	8W-10-3	Joint Connector No. 2 . . . . .	8W-10-2
Fuel Heater Relay. . . . .	8W-10-3	Power Distribution Center . . . . .	8W-10-2, 3
Fuel Injector Pump. . . . .	8W-10-2	Powertrain Control Module. . . . .	8W-10-2, 3
Fuel Pump Relay . . . . .	8W-10-2		



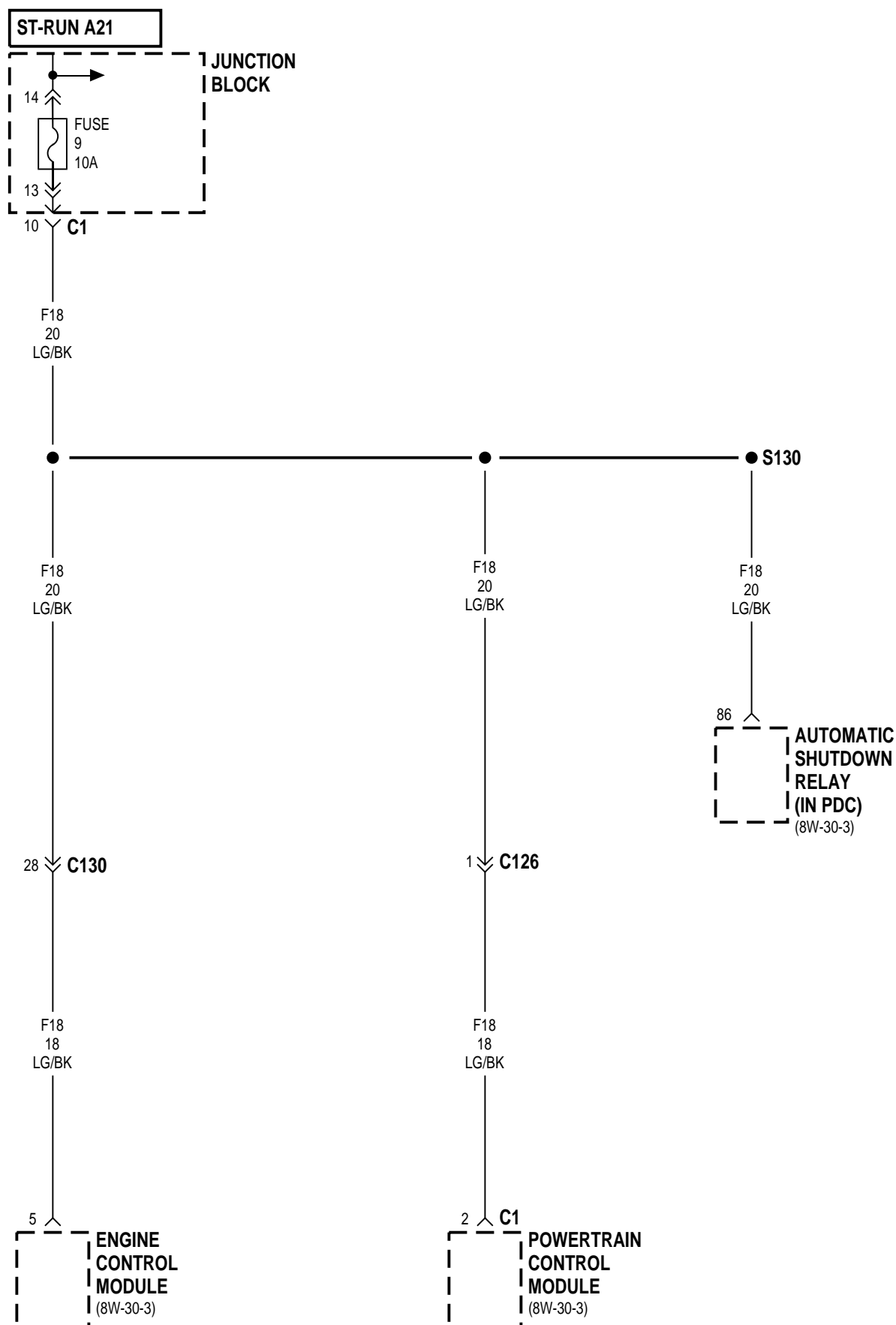


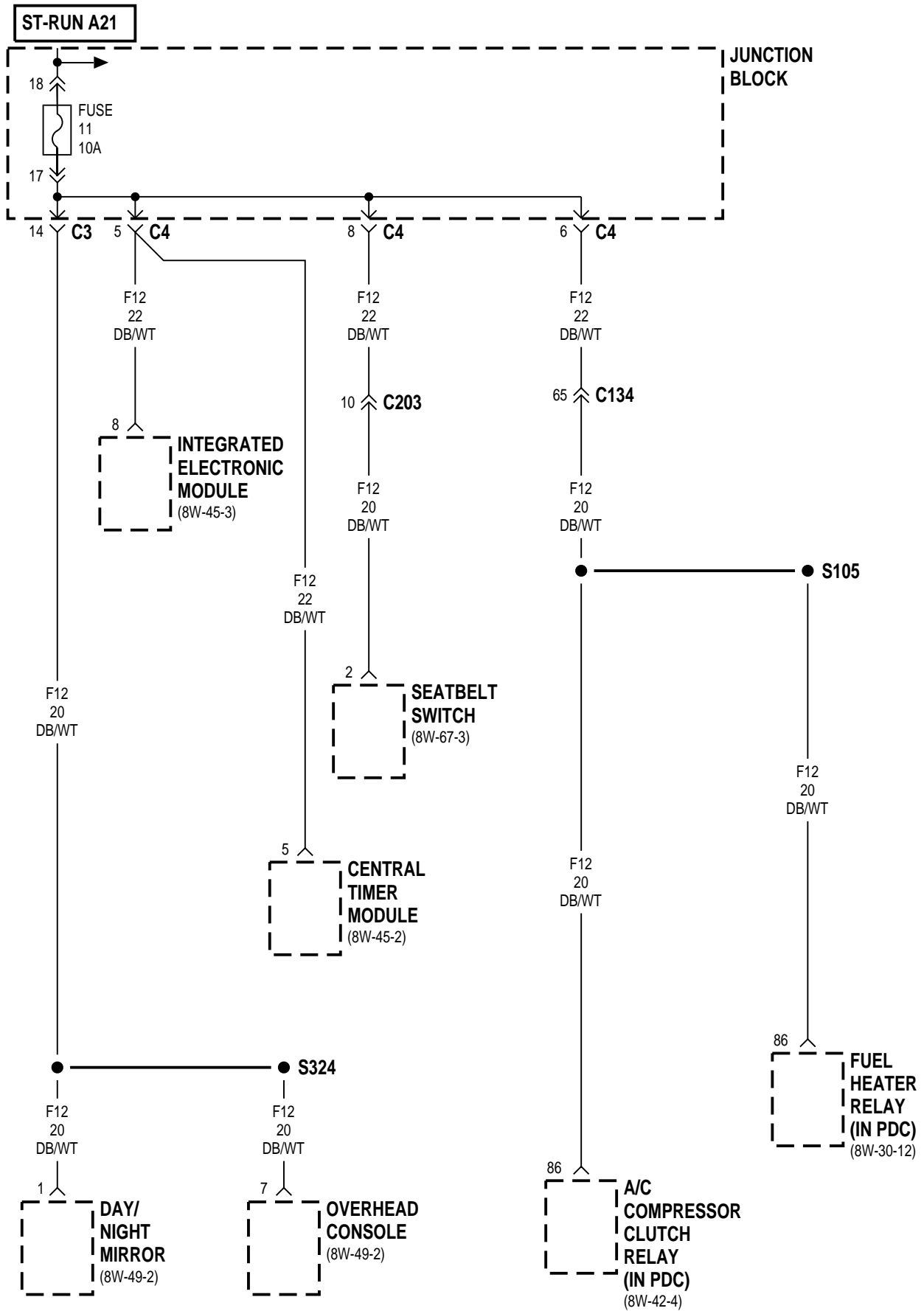


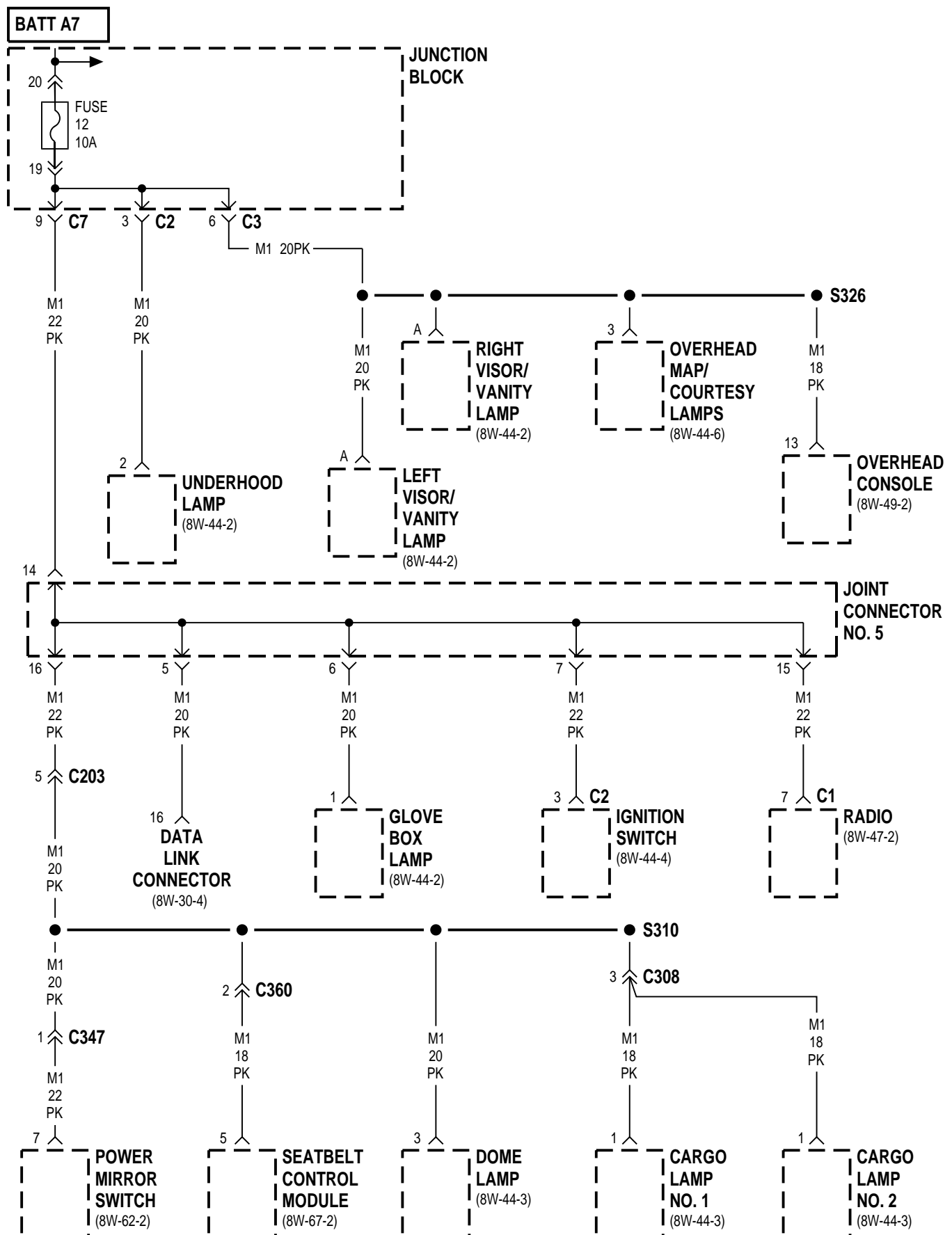


## 8W-12 JUNCTION BLOCK

<b>Component</b>	<b>Page</b>	<b>Component</b>	<b>Page</b>
A/C Compressor Clutch Relay . . . . .	8W-12-3	Ignition Switch . . . . .	8W-12-4
Automatic Shutdown Relay . . . . .	8W-12-2	Integrated Electronic Module . . . . .	8W-12-3
Cargo Lamp No. 1 . . . . .	8W-12-4	Joint Connector No. 5 . . . . .	8W-12-4
Cargo Lamp No. 2 . . . . .	8W-12-4	Junction Block . . . . .	8W-12-2, 3, 4
Central Timer Module . . . . .	8W-12-3	Left Visor/Vanity Lamp . . . . .	8W-12-4
Data Link Connector . . . . .	8W-12-4	Overhead Console . . . . .	8W-12-3, 4
Day/Night Mirror . . . . .	8W-12-3	Overhead Map/Courtesy Lamps . . . . .	8W-12-4
Dome Lamp . . . . .	8W-12-4	Power Mirror Switch . . . . .	8W-12-4
Engine Control Module . . . . .	8W-12-2	Powertrain Control Module . . . . .	8W-12-2
Fuel Heater Relay . . . . .	8W-12-3	Radio . . . . .	8W-12-4
Fuse 9 (JB) . . . . .	8W-12-2	Right Visor/Vanity Lamp . . . . .	8W-12-4
Fuse 11 (JB) . . . . .	8W-12-3	Seatbelt Control Module . . . . .	8W-12-4
Fuse 12 (JB) . . . . .	8W-12-4	Seatbelt Switch . . . . .	8W-12-3
Glove Box Lamp . . . . .	8W-12-4	Underhood Lamp . . . . .	8W-12-4

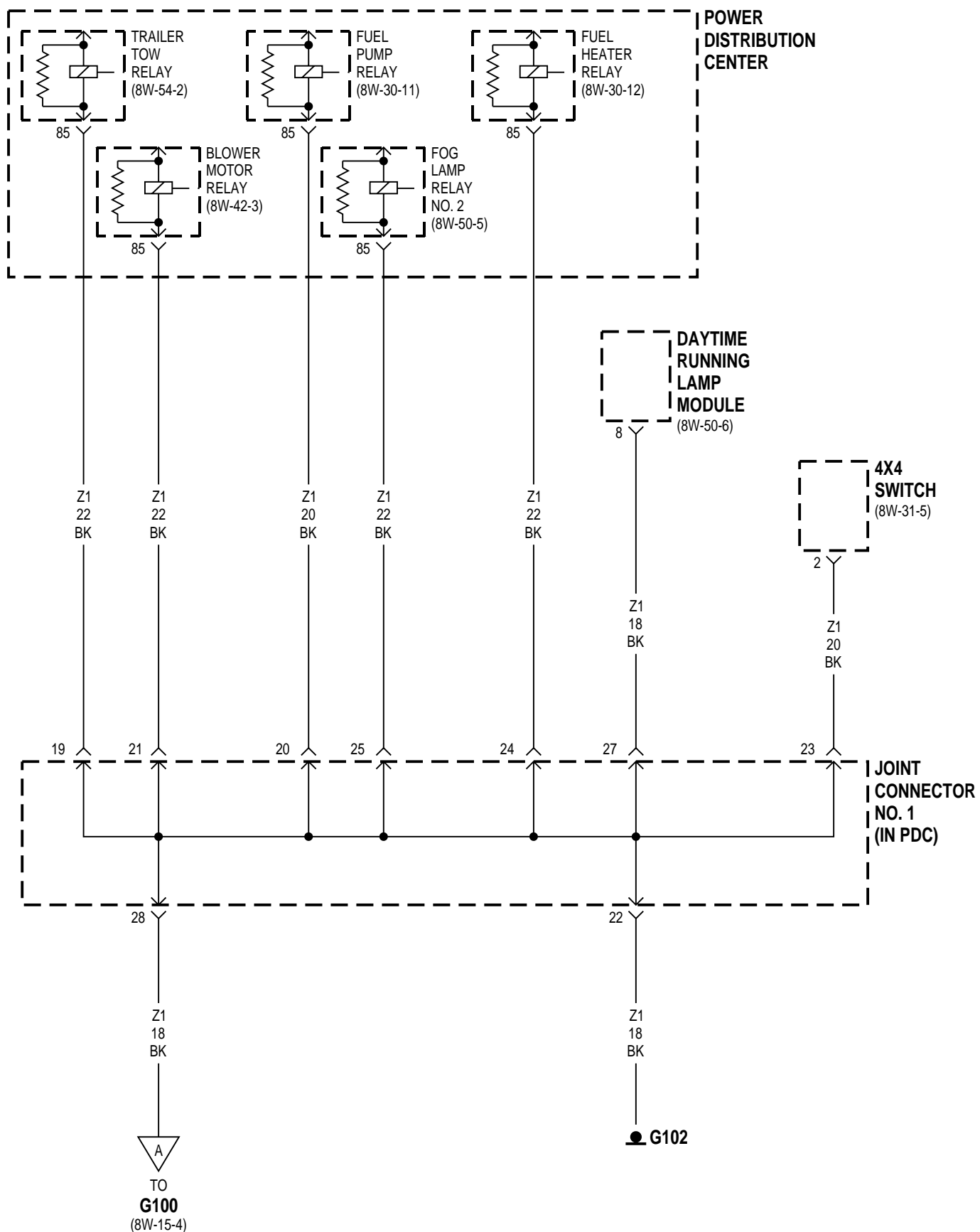


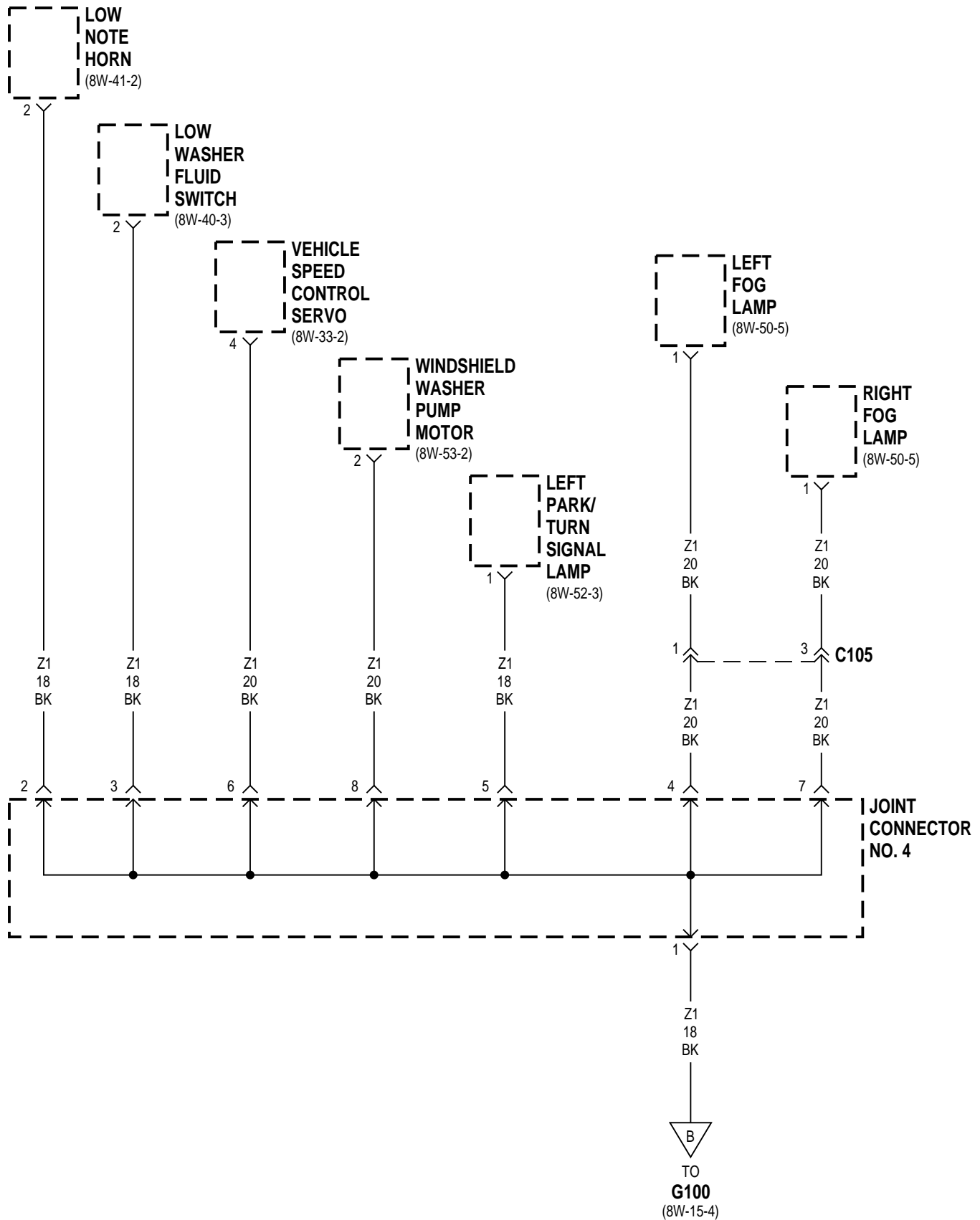


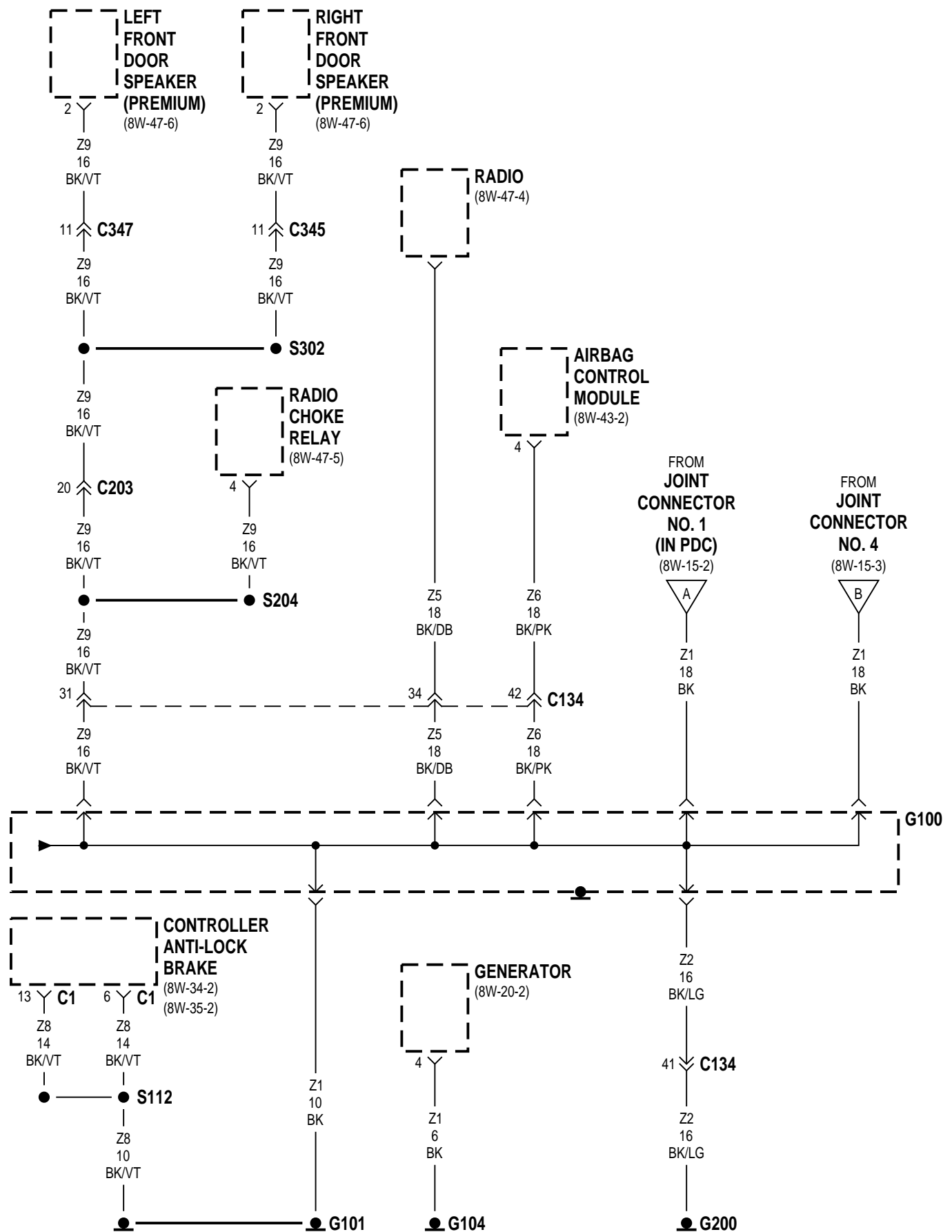


## 8W-15 GROUND DISTRIBUTION

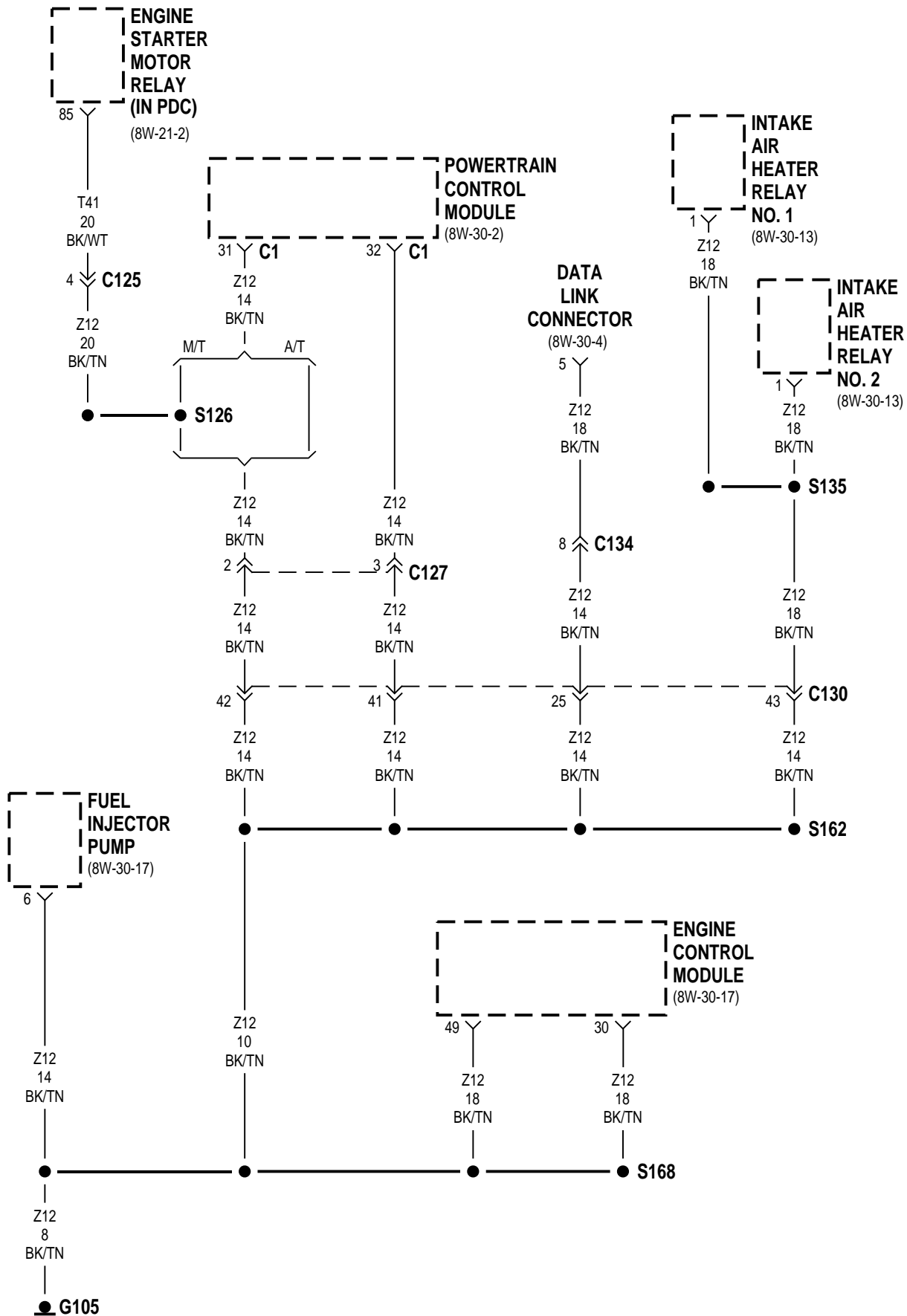
<b>Component</b>	<b>Page</b>	<b>Component</b>	<b>Page</b>
A/C Compressor Clutch. . . . .	8W-15-6	G108. . . . .	8W-15-6
Airbag Control Module . . . . .	8W-15-4	G200. . . . .	8W-15-4
Blower Motor Relay . . . . .	8W-15-2	Generator . . . . .	8W-15-4
Controller Anti-Lock Brake. . . . .	8W-15-4	Intake Air Heater Relay No. 1 . . . . .	8W-15-5
Cummins Bus Power . . . . .	8W-15-6	Intake Air Heater Relay No. 2 . . . . .	8W-15-5
Data Link Connector. . . . .	8W-15-5, 6	Joint Connector No. 1 . . . . .	8W-15-2
Daytime Running Lamp Module. . . . .	8W-15-2	Joint Connector No. 4. . . . .	8W-15-3
Engine Control Module. . . . .	8W-15-5	Left Fog Lamp . . . . .	8W-15-3
Engine Starter Motor Relay . . . . .	8W-15-5	Left Front Door Speaker. . . . .	8W-15-4
Fog Lamp Relay No. 2 . . . . .	8W-15-2	Left Park/Turn Signal Lamp. . . . .	8W-15-3
Fuel Heater . . . . .	8W-15-6	Low Note Horn . . . . .	8W-15-3
Fuel Heater Relay. . . . .	8W-15-2	Low Washer Fluid Switch. . . . .	8W-15-3
Fuel Injector Pump. . . . .	8W-15-5	Power Distribution Center . . . . .	8W-15-2
Fuel Pump Relay . . . . .	8W-15-2	Powertrain Control Module. . . . .	8W-15-5
Fuel Transfer Pump . . . . .	8W-15-6	Radio . . . . .	8W-15-4
G100. . . . .	8W-15-4	Radio Choke Relay . . . . .	8W-15-4
G101. . . . .	8W-15-4	Right Fog Lamp . . . . .	8W-15-3
G102. . . . .	8W-15-2	Right Front Door Speaker. . . . .	8W-15-4
G104. . . . .	8W-15-4	Trailer Tow Relay . . . . .	8W-15-2
G105. . . . .	8W-15-5	Vehicle Speed Control Servo . . . . .	8W-15-3
G107. . . . .	8W-15-6	Windshield Washer Pump Motor. . . . .	8W-15-3

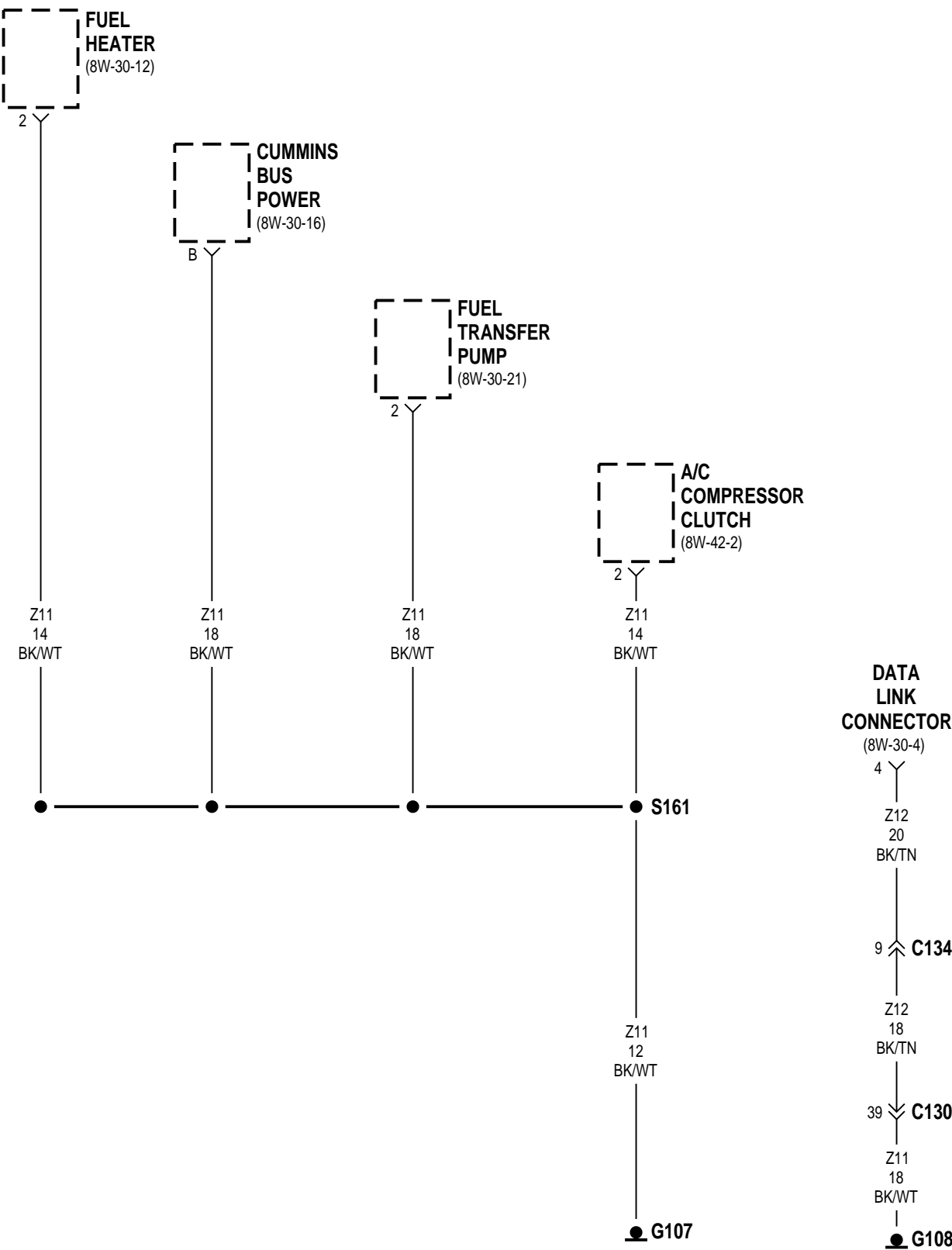






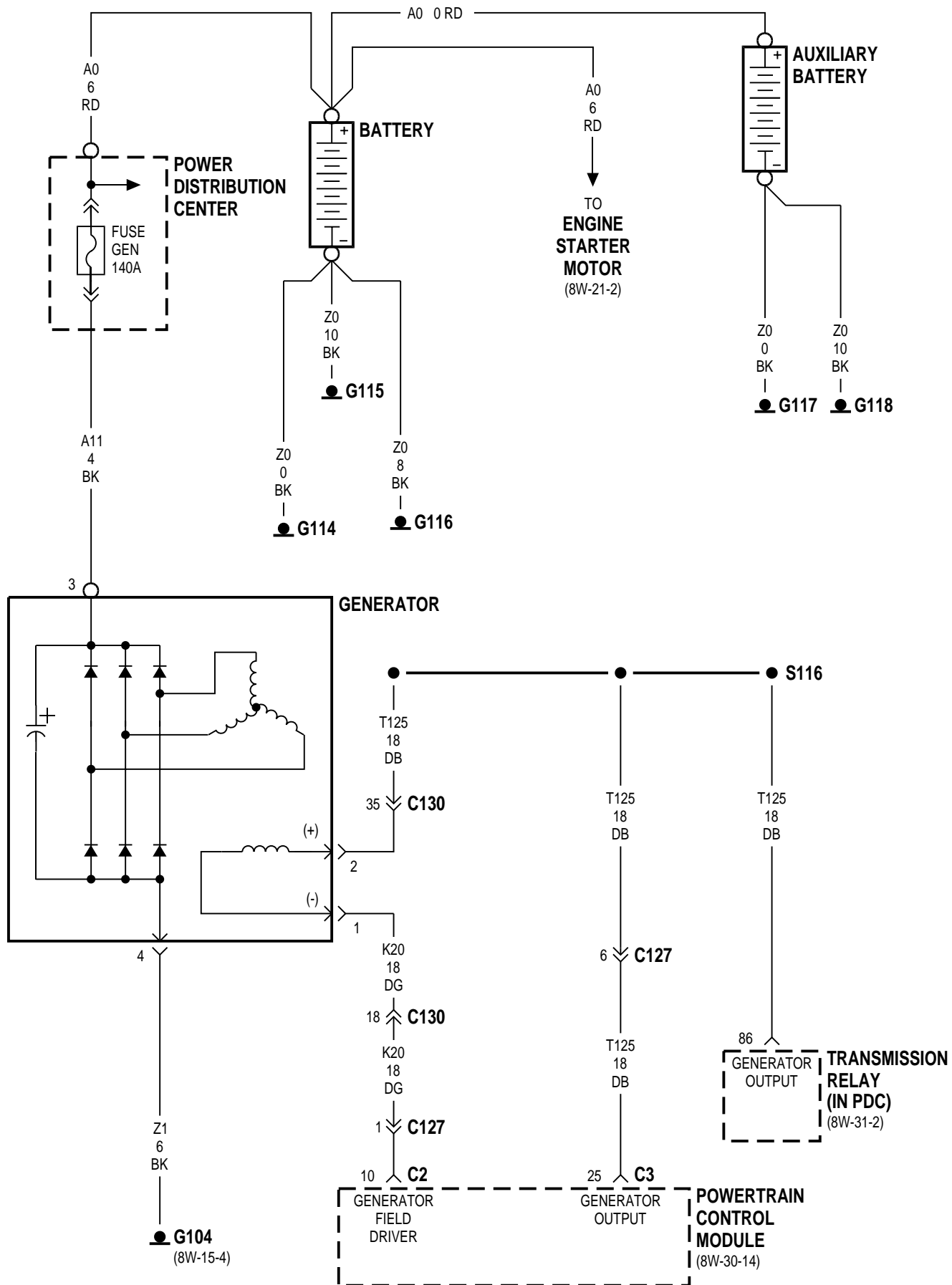






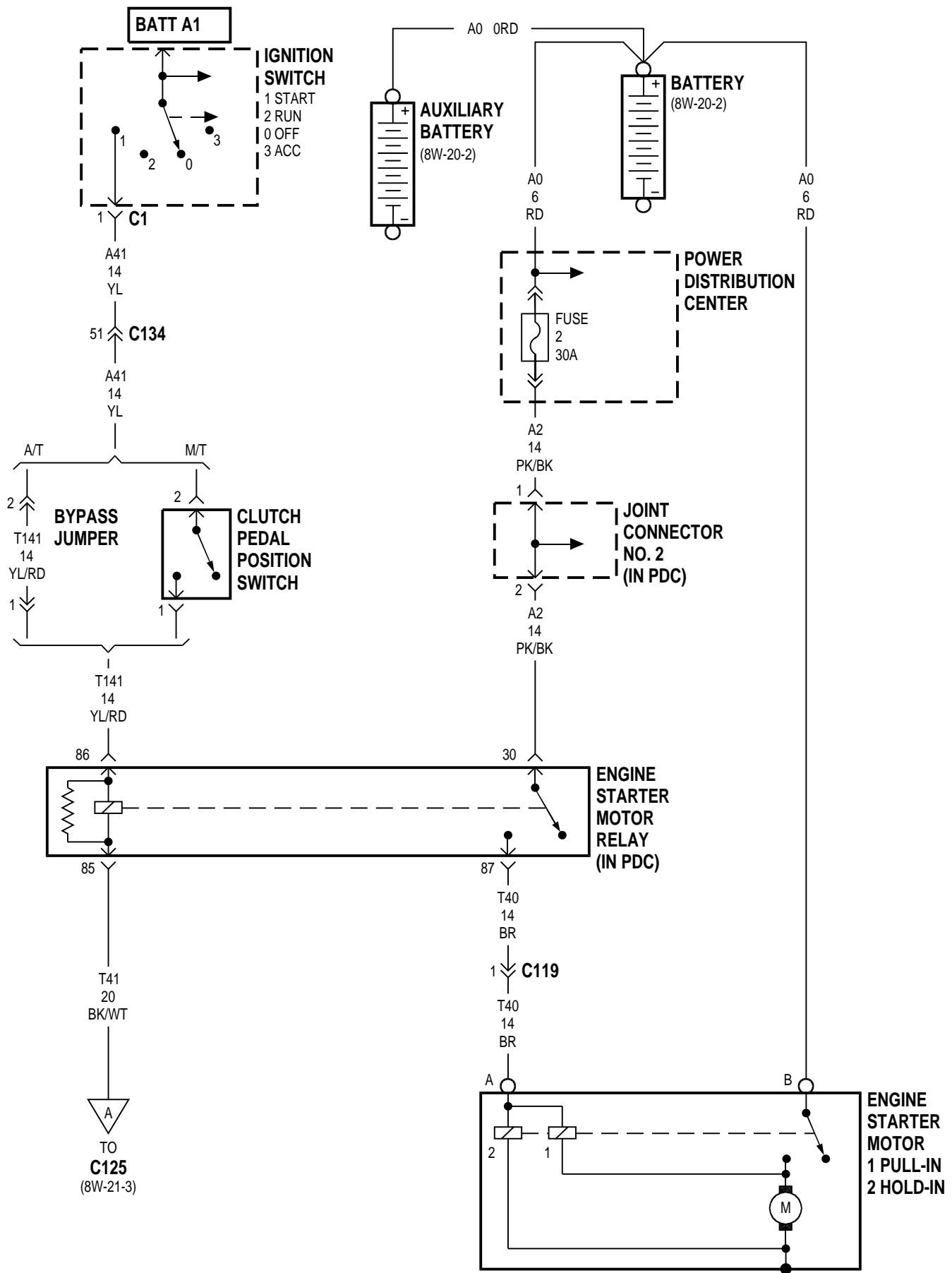
## 8W-20 CHARGING SYSTEM

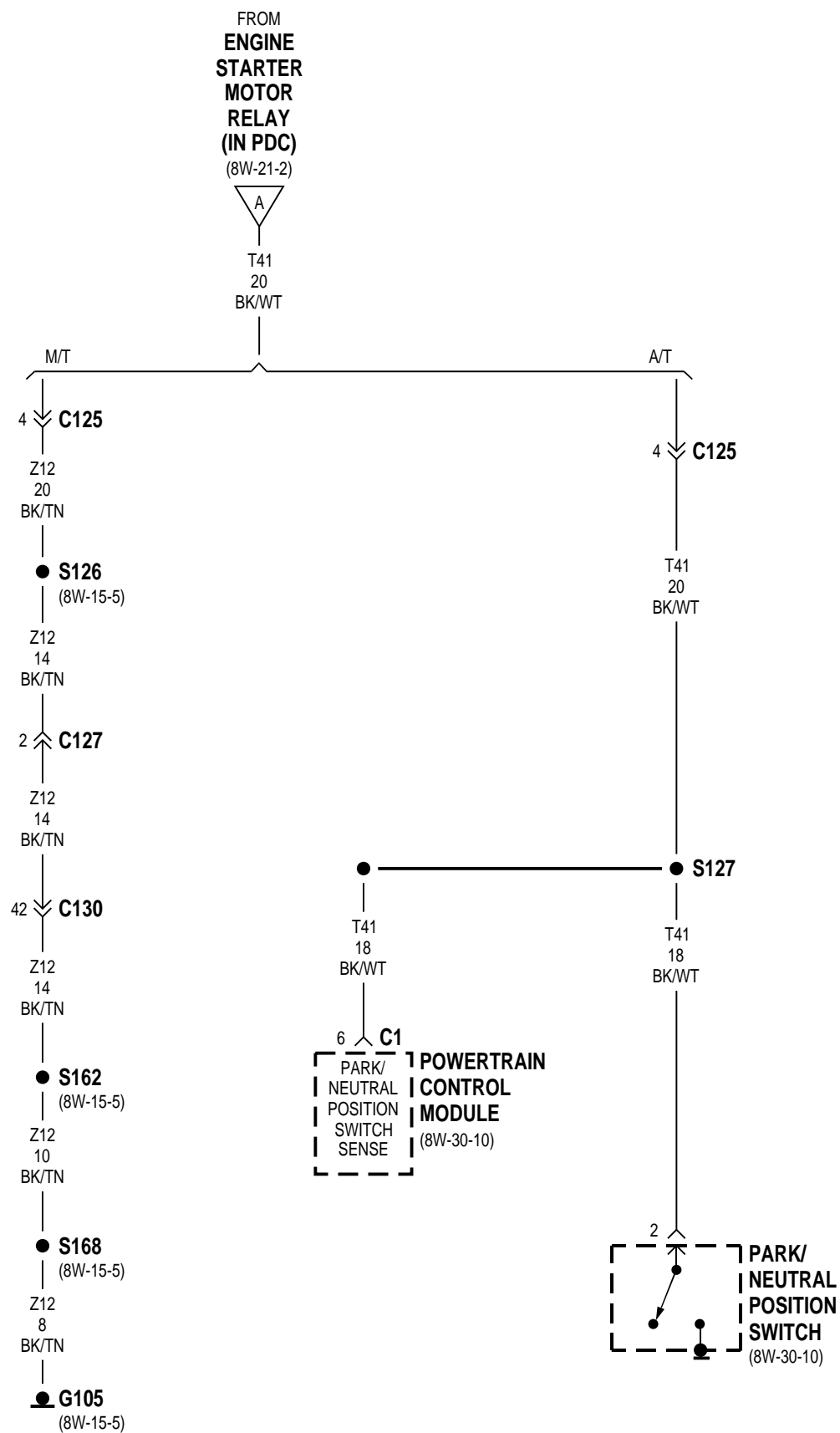
<b>Component</b>	<b>Page</b>	<b>Component</b>	<b>Page</b>
Auxiliary Battery . . . . .	8W-20-2	G116 . . . . .	8W-20-2
Battery . . . . .	8W-20-2	G117 . . . . .	8W-20-2
Engine Starter Motor . . . . .	8W-20-2	G118 . . . . .	8W-20-2
Fuse Gen . . . . .	8W-20-2	Generator . . . . .	8W-20-2
G104 . . . . .	8W-20-2	Power Distribution Center . . . . .	8W-20-2
G114 . . . . .	8W-20-2	Powertrain Control Module. . . . .	8W-20-2
G115 . . . . .	8W-20-2	Transmission Relay. . . . .	8W-20-2



## 8W-21 STARTING SYSTEM

<b>Component</b>	<b>Page</b>	<b>Component</b>	<b>Page</b>
Auxiliary Battery . . . . .	8W-21-2	G105 . . . . .	8W-21-3
Battery . . . . .	8W-21-2	Ignition Switch . . . . .	8W-21-2
Bypass Jumper . . . . .	8W-21-2	Joint Connector No. 2 . . . . .	8W-21-2
Clutch Pedal Position Switch . . . . .	8W-21-2	Park/Neutral Position Switch . . . . .	8W-21-3
Engine Starter Motor . . . . .	8W-21-2	Power Distribution Center . . . . .	8W-21-2
Engine Starter Motor Relay . . . . .	8W-21-2	Powertrain Control Module. . . . .	8W-21-3
Fuse 2 (PDC) . . . . .	8W-21-2		



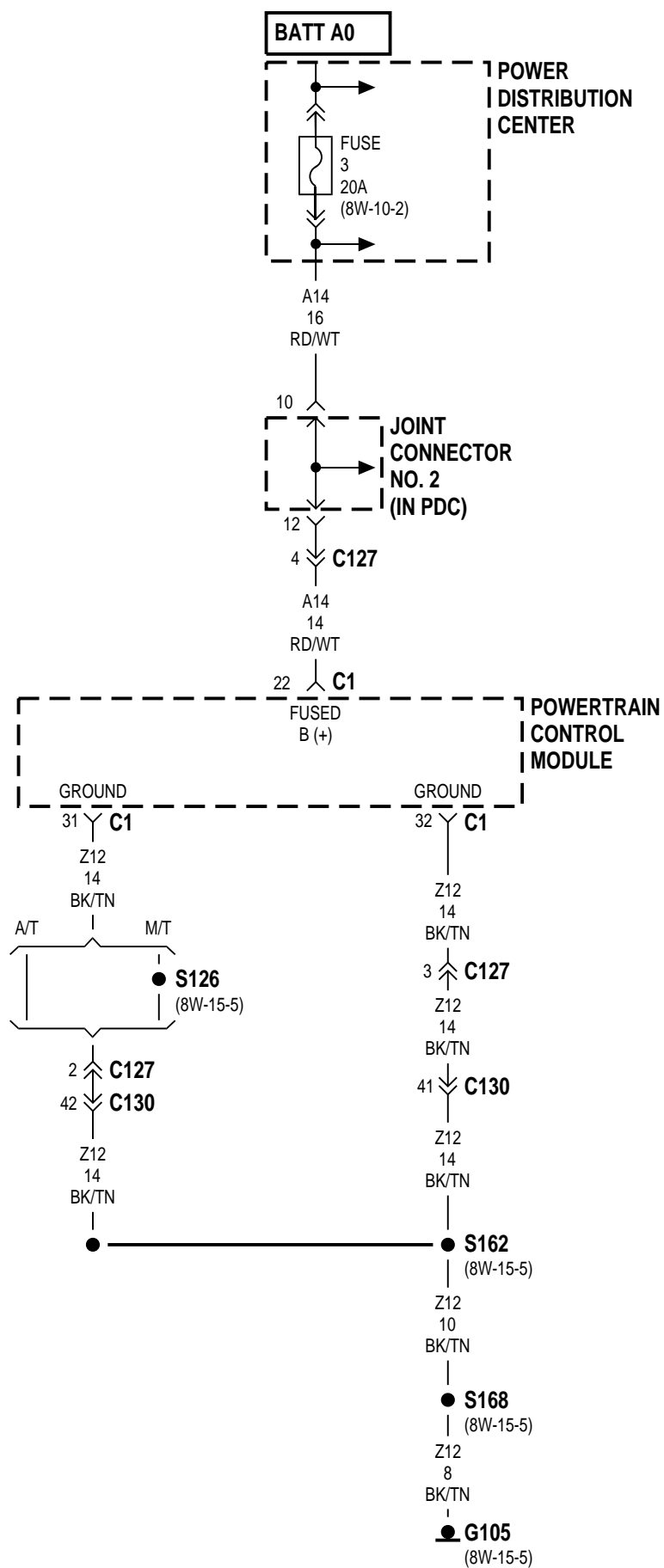


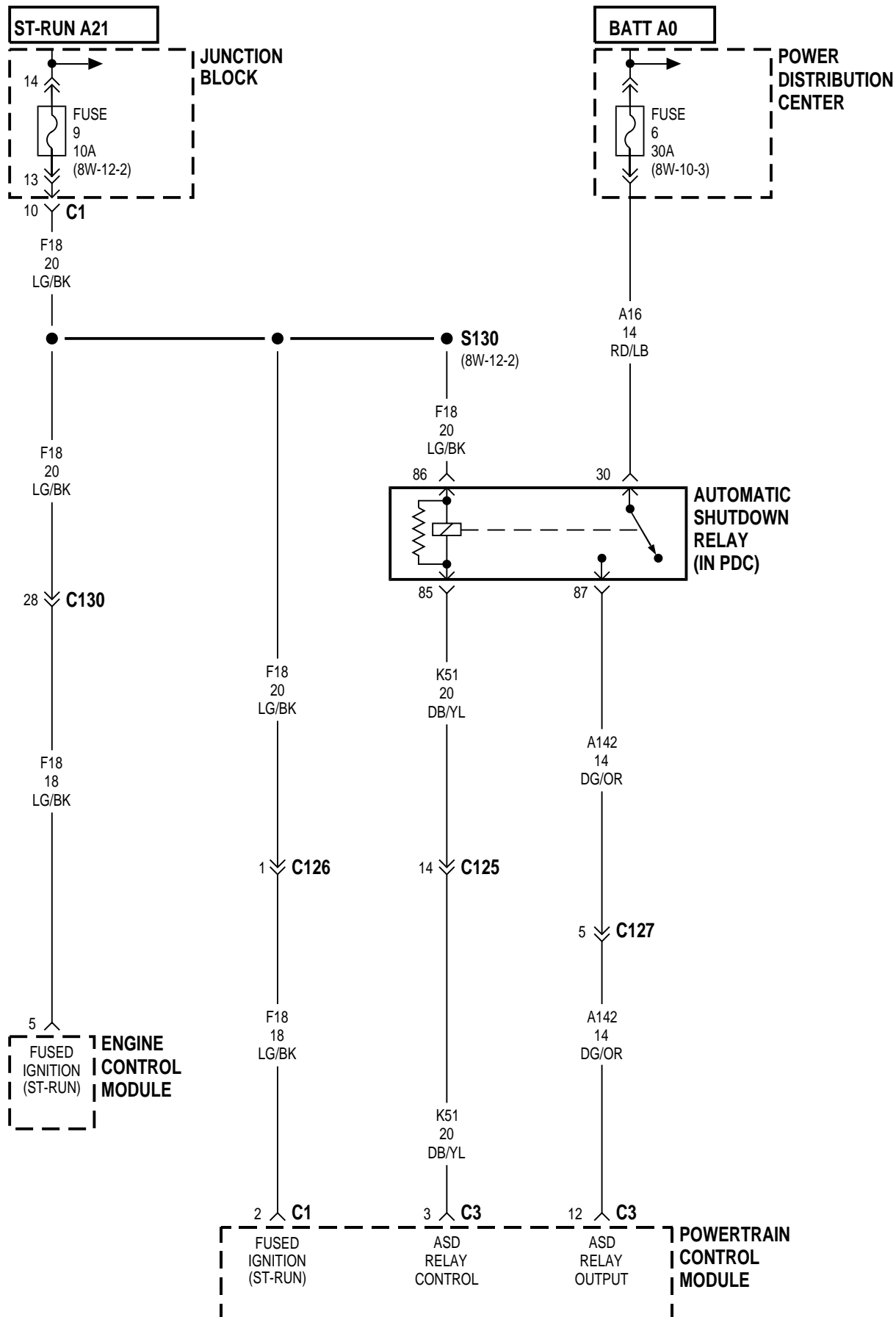


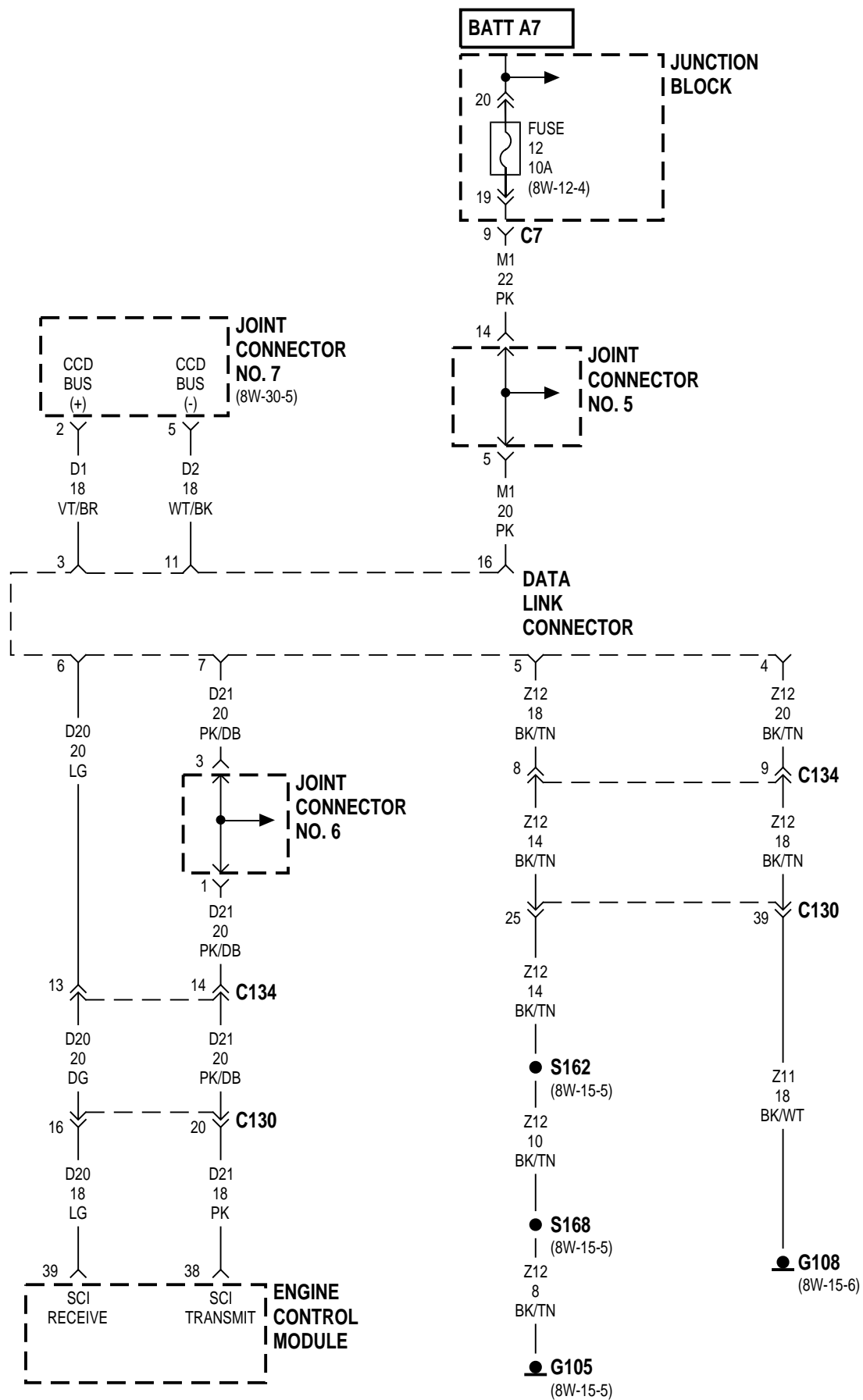


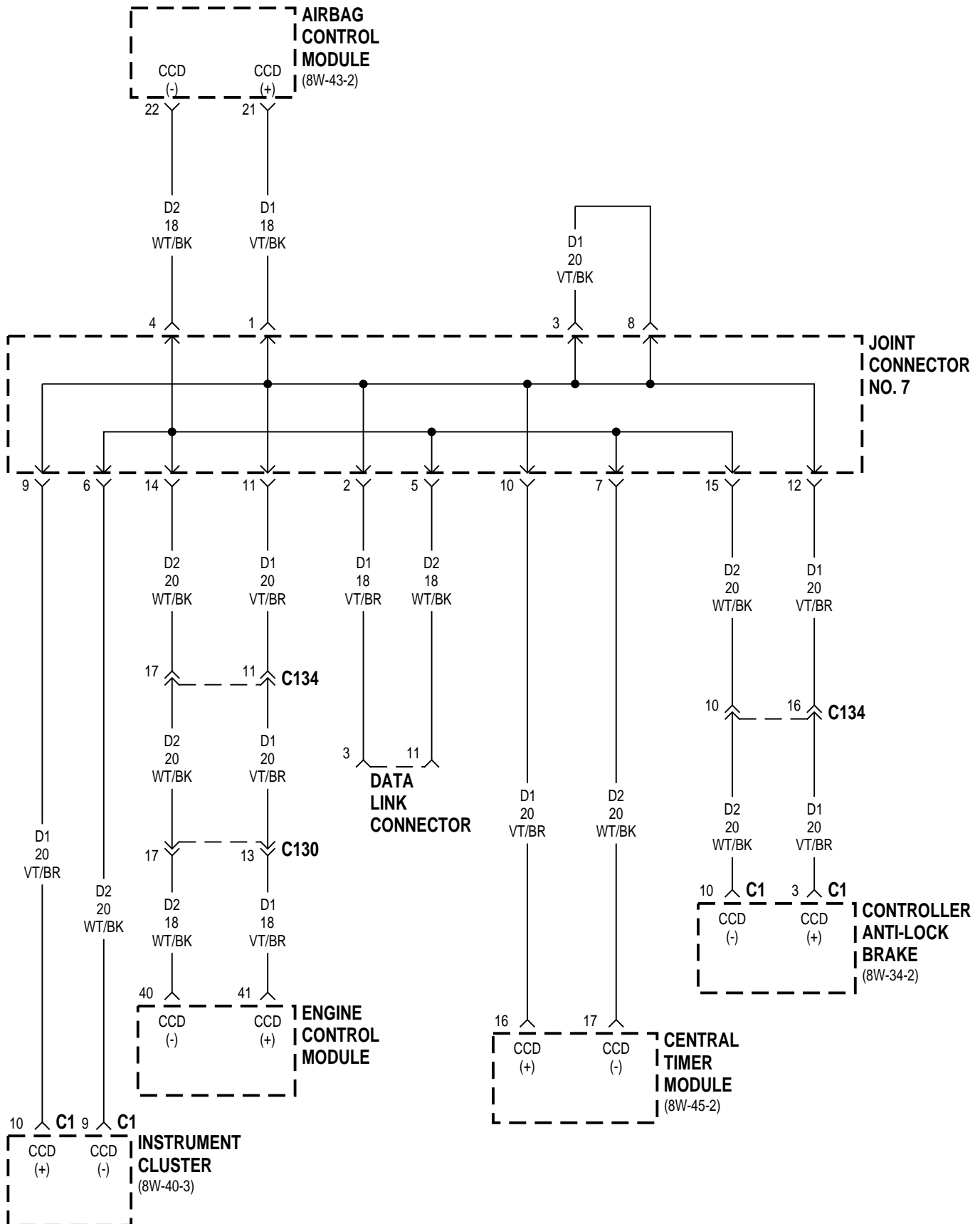
## 8W-30 FUEL/IGNITION SYSTEMS

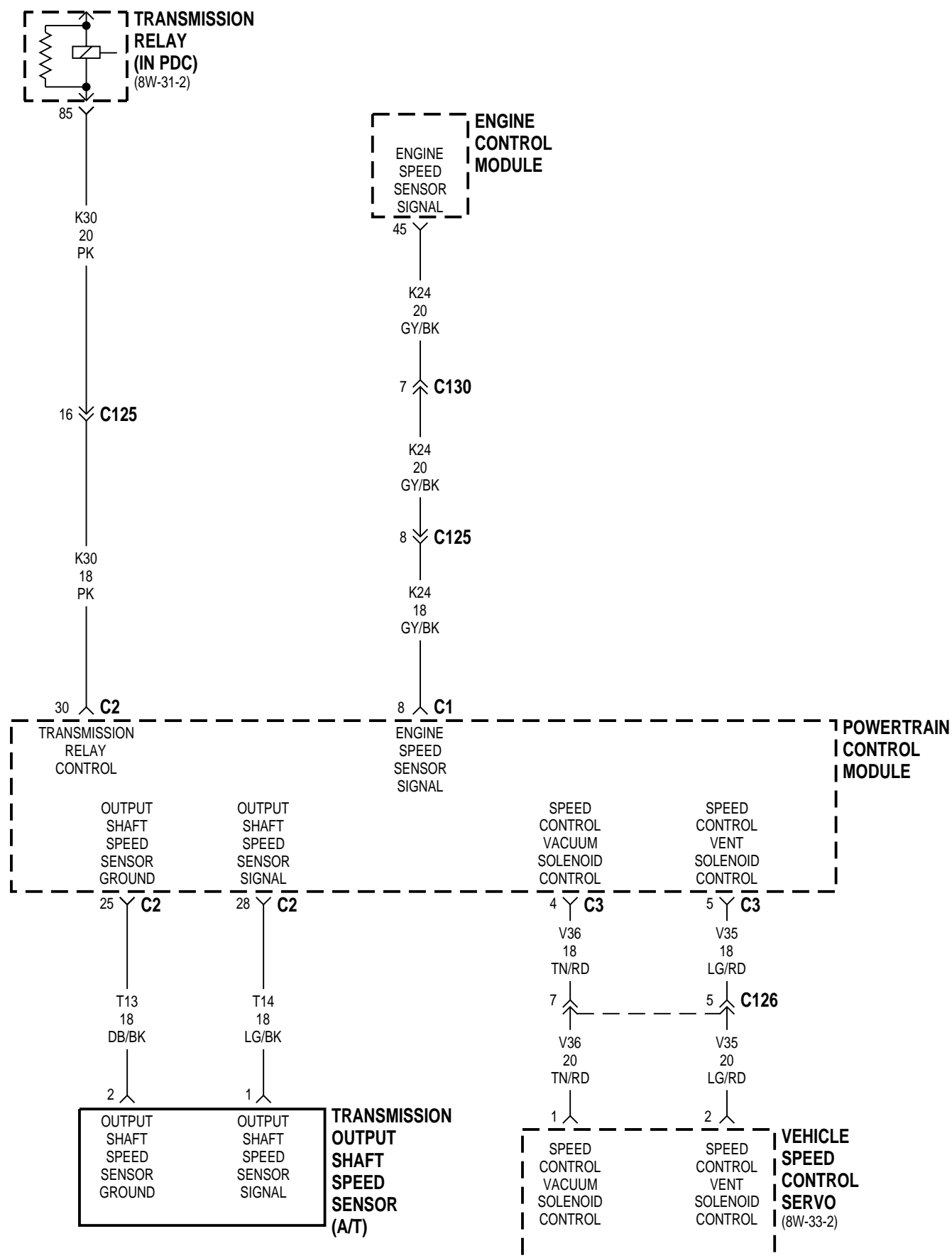
<b>Component</b>	<b>Page</b>	<b>Component</b>	<b>Page</b>
A/C Heater Control . . . . .	8W-30-7	G102 . . . . .	8W-30-11
A/C High Pressure Switch . . . . .	8W-30-7	G105 . . . . .	8W-30-2, 4, 13, 17
A/C Low Pressure Switch . . . . .	8W-30-7	G107 . . . . .	8W-30-12, 16, 20
Accelerator Pedal Position Sensor . . . .	8W-30-15, 21	G108 . . . . .	8W-30-4
Airbag Control Module . . . . .	8W-30-5	Generator . . . . .	8W-30-14
Automatic Shutdown Relay . . . . .	8W-30-3	Instrument Cluster . . . . .	8W-30-5, 20
Battery . . . . .	8W-30-13	Intake Air Heater . . . . .	8W-30-13
Battery Temperature Sensor . . . . .	8W-30-14	Intake Air Heater Relay No. 1 . . . . .	8W-30-13
Central Timer Module . . . . .	8W-30-5	Intake Air Heater Relay No. 2 . . . . .	8W-30-13
Controller Anti-Lock Brake . . . . .	8W-30-5, 10	Intake Air Temperature Sensor . . . . .	8W-30-18, 21
Cummins Bus . . . . .	8W-30-16	Joint Connector No. 1 . . . . .	8W-30-9, 12, 14
Cummins Bus Power . . . . .	8W-30-16	Joint Connector No. 2 . . . . .	8W-30-2, 11, 16
Data Link Connector . . . . .	8W-30-4, 5	Joint Connector No. 5 . . . . .	8W-30-4
Engine Control Module . . . . .	8W-30-3, 4, 5, 6, 7, 11, 13, 15, 16, 17, 18, 19, 20, 21	Joint Connector No. 6 . . . . .	8W-30-4
Engine Coolant Temperature Sensor . .	8W-30-20, 21	Joint Connector No. 7 . . . . .	8W-30-4, 5
Engine Oil Pressure Sensor . . . . .	8W-30-19, 21	Junction Block . . . . .	8W-30-3, 4, 12
Engine Position Sensor . . . . .	8W-30-18, 19, 21	Manifold Absolute Pressure Sensor . . .	8W-30-19, 21
Engine Speed Sensor . . . . .	8W-30-18	Overdrive Switch . . . . .	8W-30-8
Fuel Heater . . . . .	8W-30-12	Park/Neutral Position Switch . . . . .	8W-30-10
Fuel Heater Relay . . . . .	8W-30-12	Power Distribution Center . . .	8W-30-2, 3, 11, 12, 16
Fuel Injector Pump . . . . .	8W-30-11, 17	Powertrain Control Module . . . . .	8W-30-2, 3, 6, 7, 8, 9, 10, 14
Fuel Pump Relay . . . . .	8W-30-11, 17	PTO Switch . . . . .	8W-30-20
Fuel Transfer Pump . . . . .	8W-30-20	Stop Lamp Switch . . . . .	8W-30-9
Fuse 3 (PDC) . . . . .	8W-30-2, 11, 16	Transmission Output Shaft Speed Sensor . .	8W-30-6
Fuse 6 (PDC) . . . . .	8W-30-3	Transmission Relay . . . . .	8W-30-6
Fuse 7 (PDC) . . . . .	8W-30-12	Transmission Solenoid Assembly . . . .	8W-30-7, 8, 9
Fuse 9 (JB) . . . . .	8W-30-3	Vehicle Speed Control Servo . . . . .	8W-30-6
Fuse 11 (JB) . . . . .	8W-30-12	Vehicle Speed Control/Horn Switch . . . .	8W-30-9
Fuse 12 (JB) . . . . .	8W-30-4	Water In Fuel Sensor . . . . .	8W-30-20, 21
G100 . . . . .	8W-30-12		

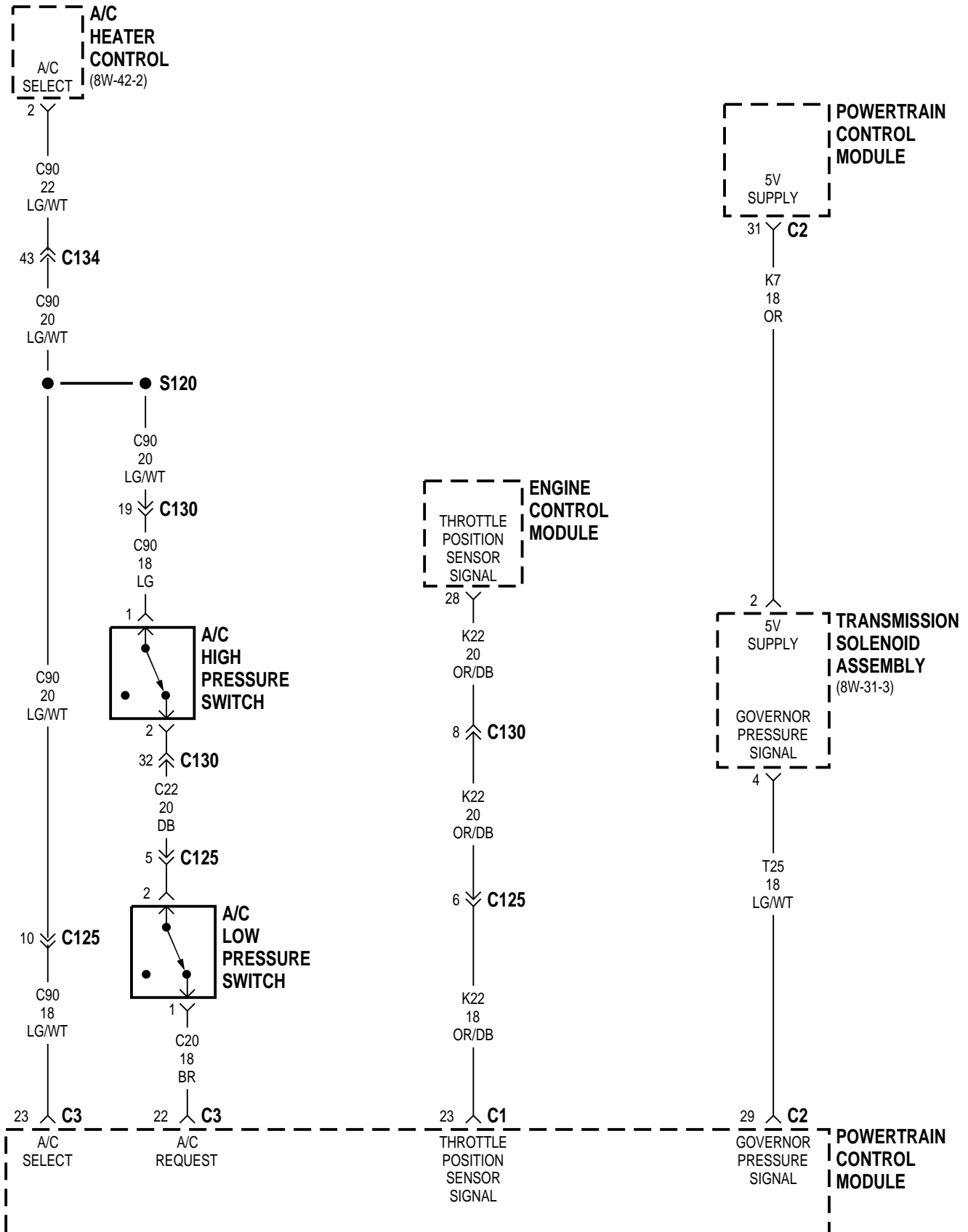


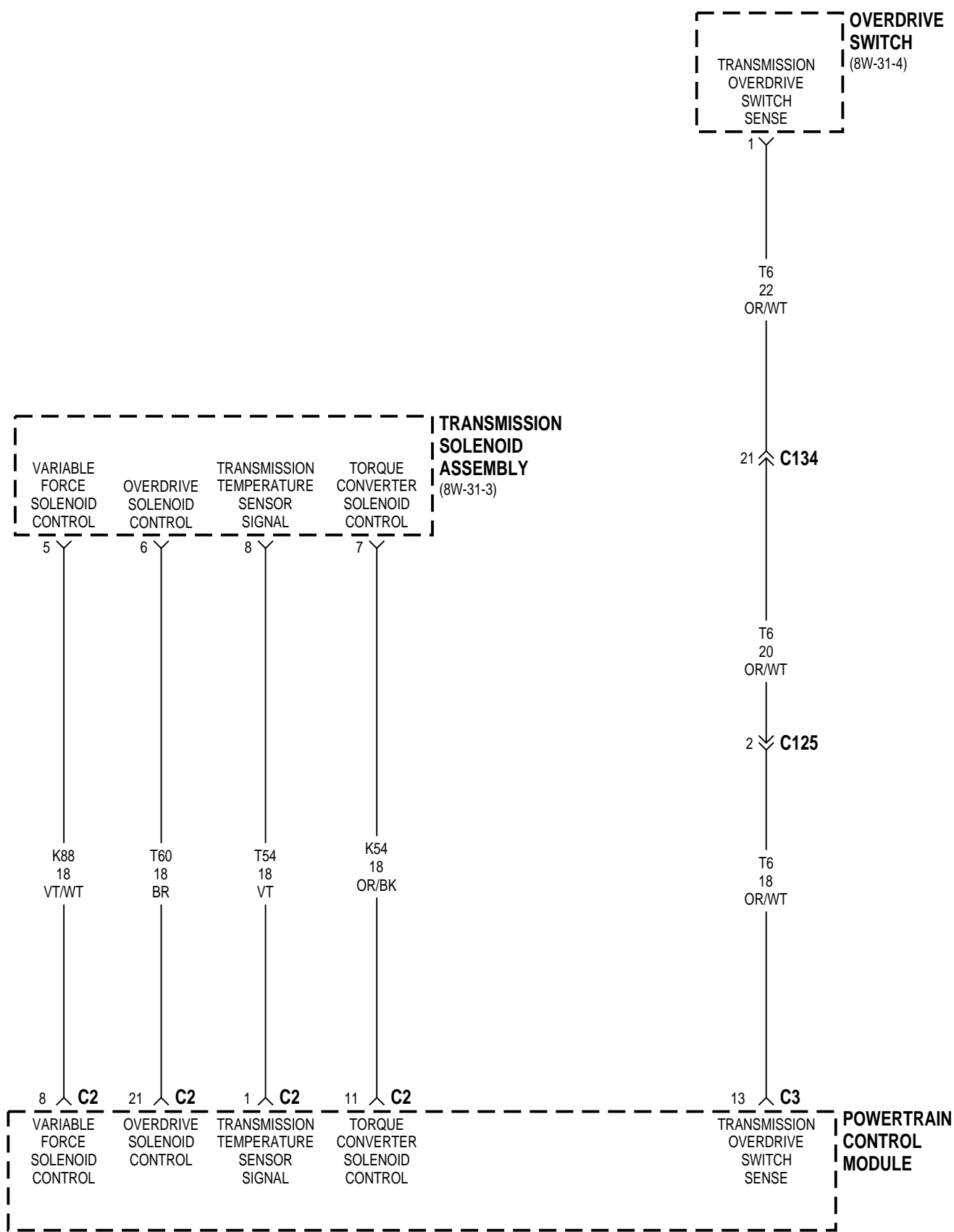




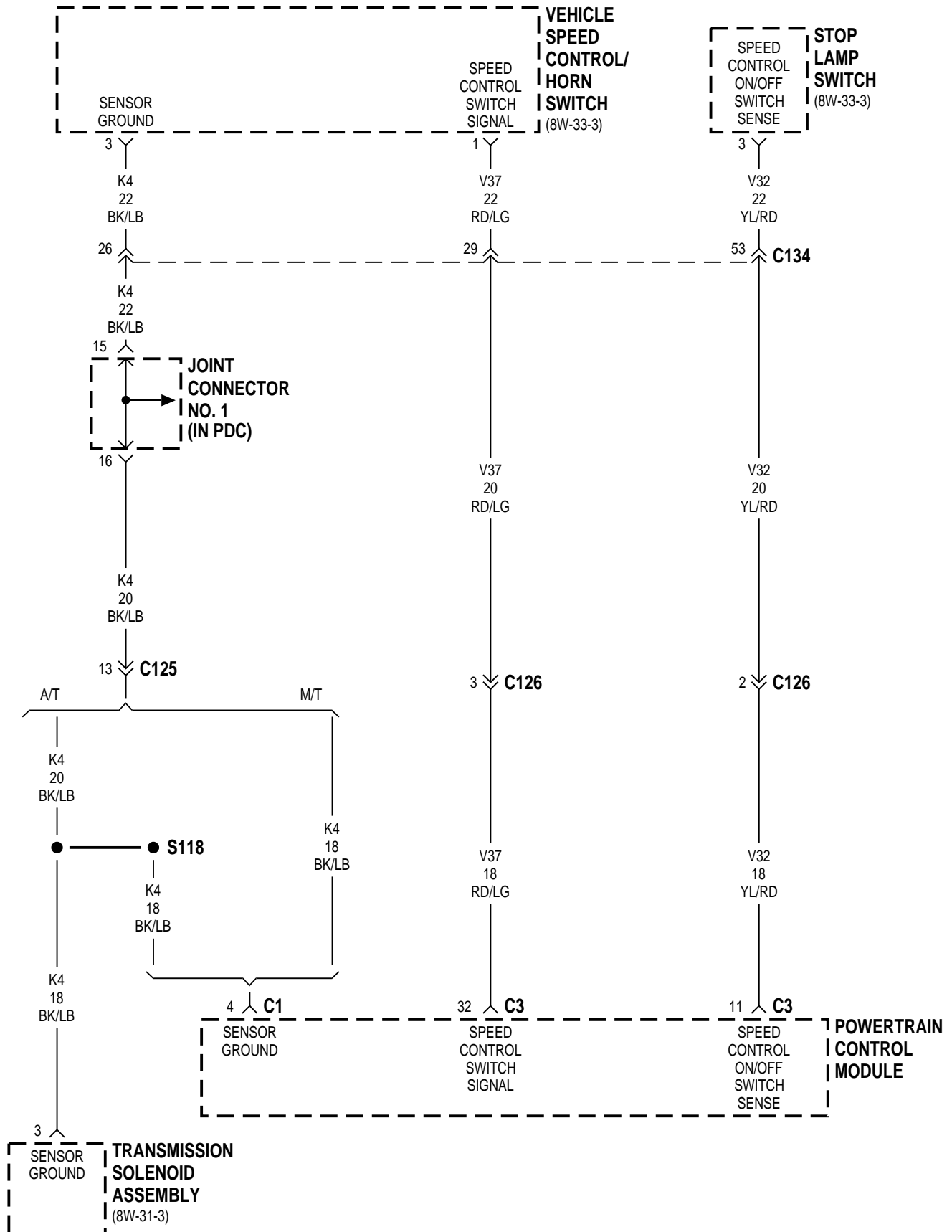


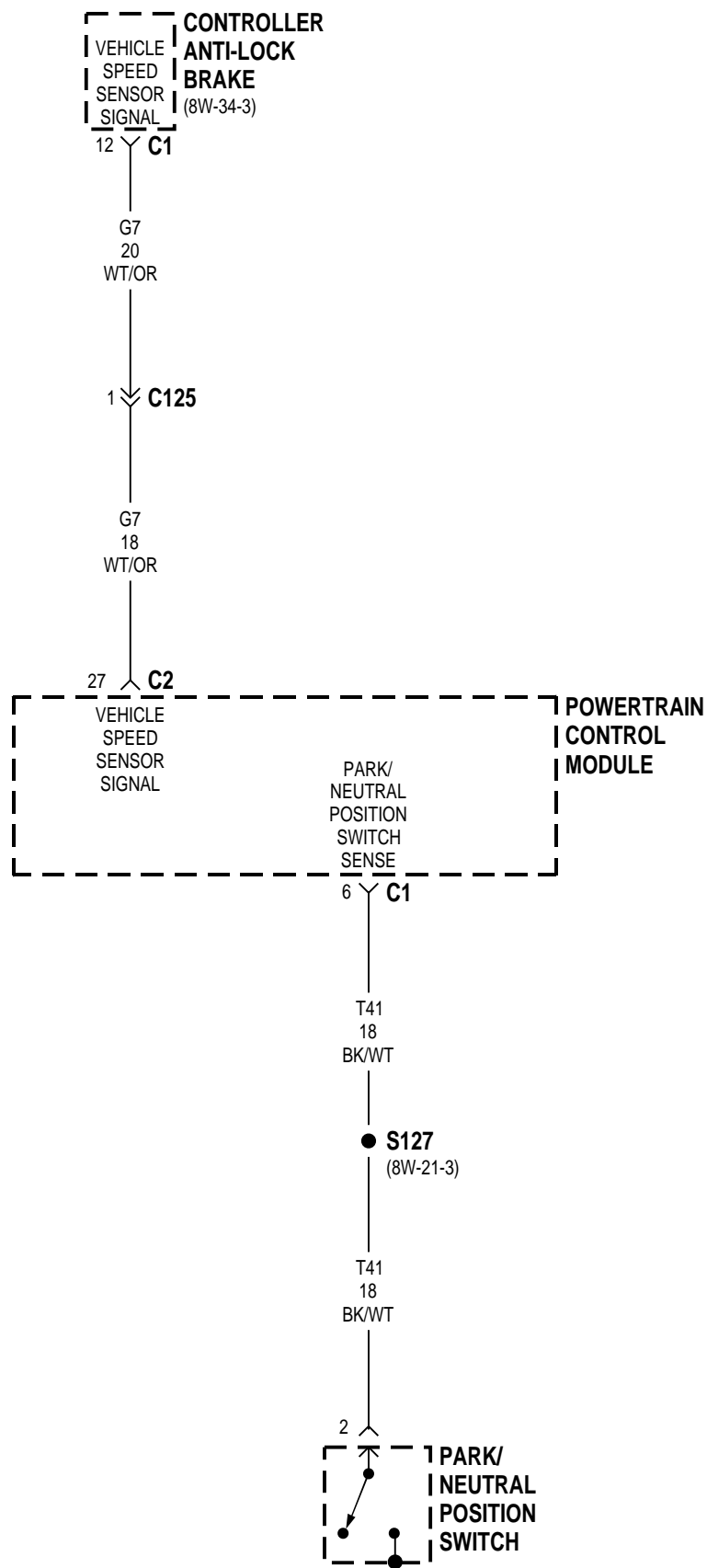


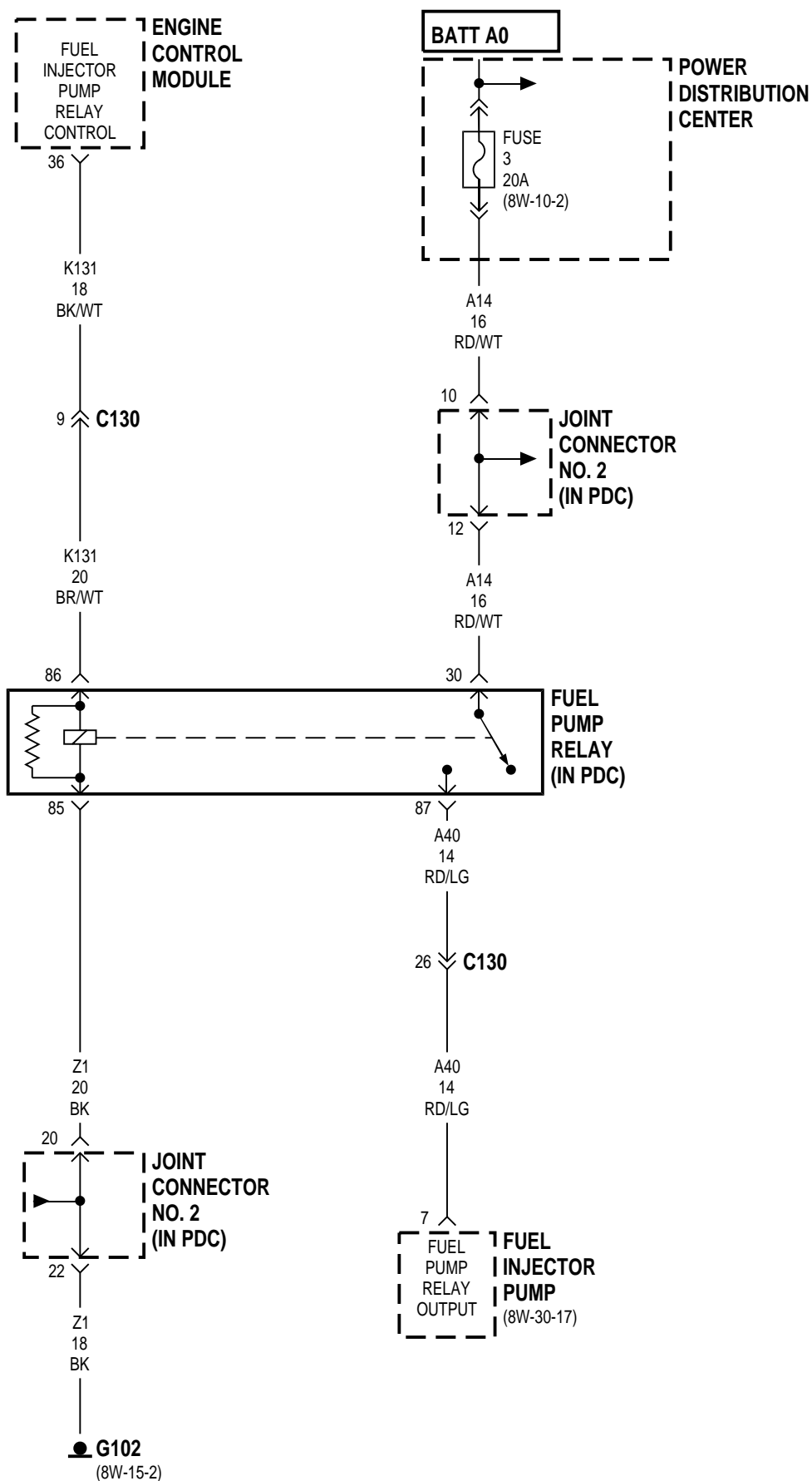


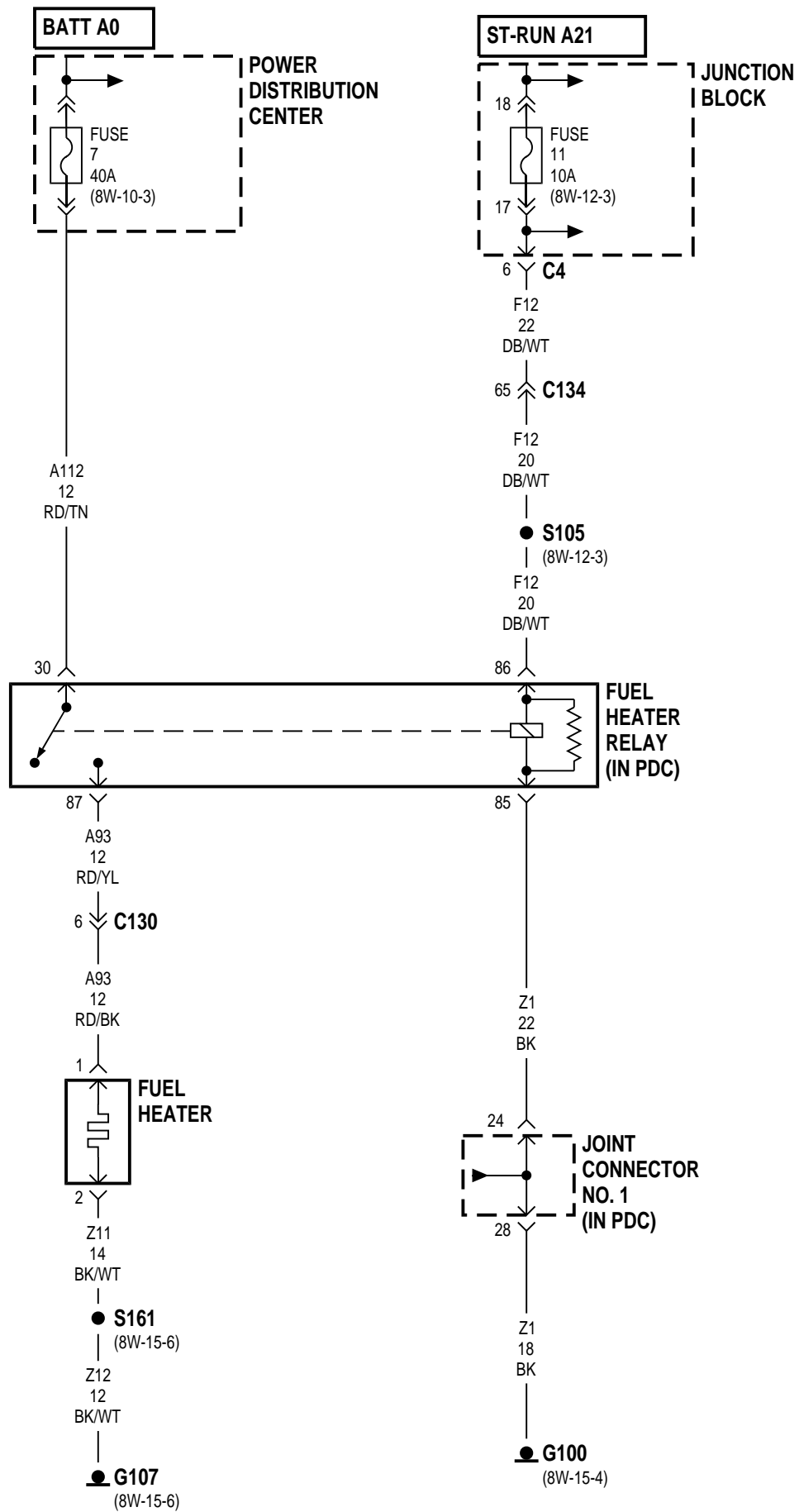


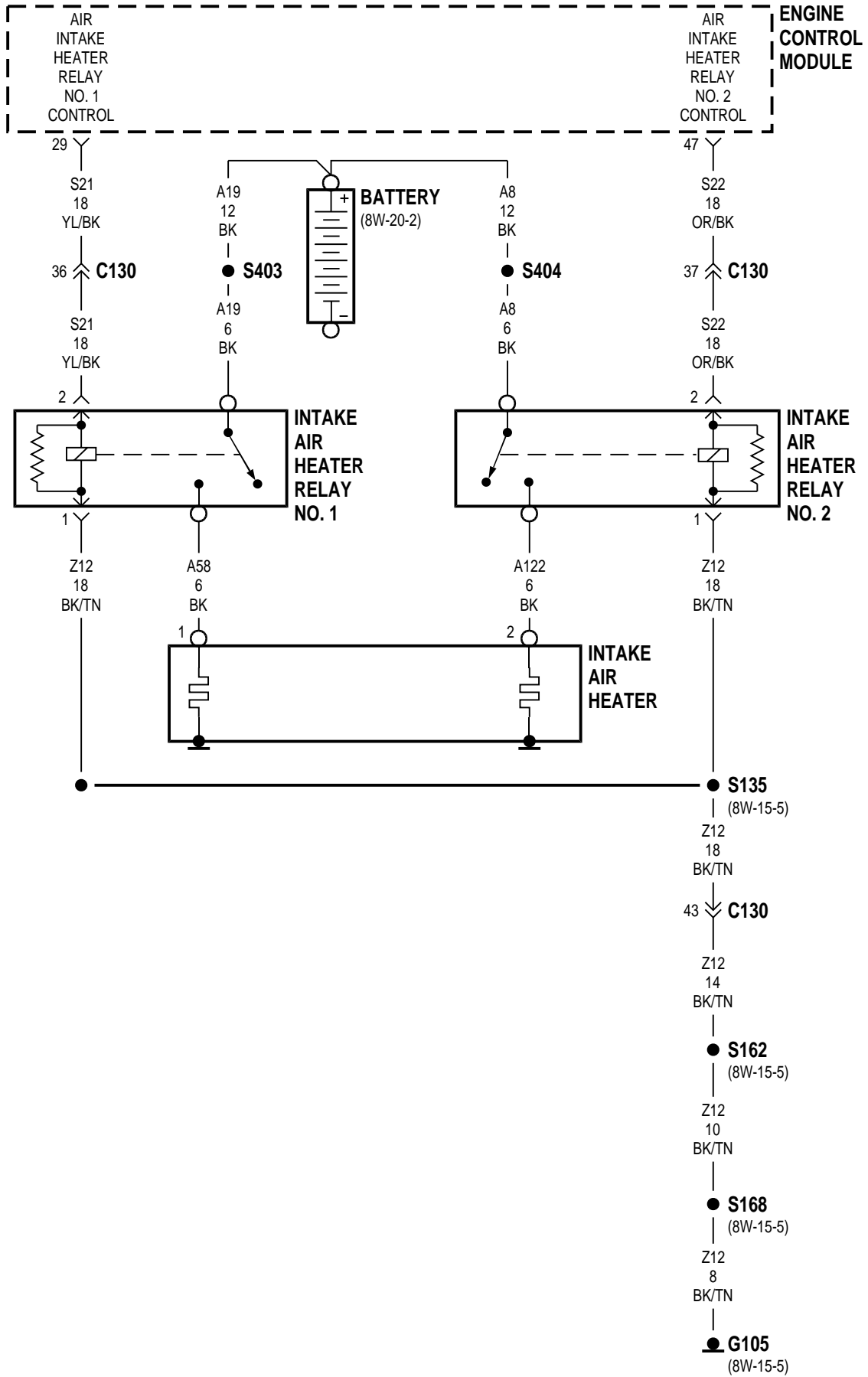


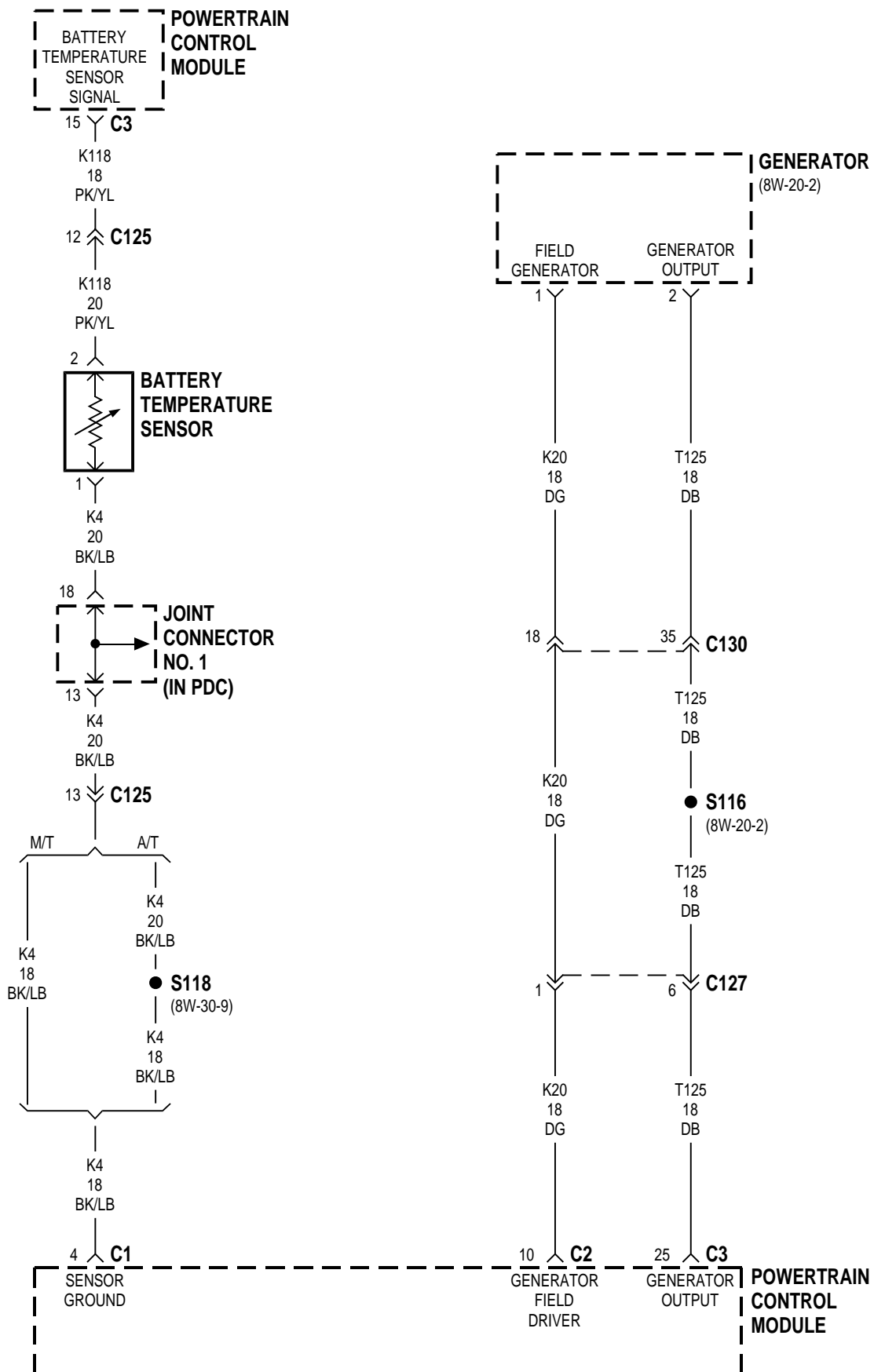


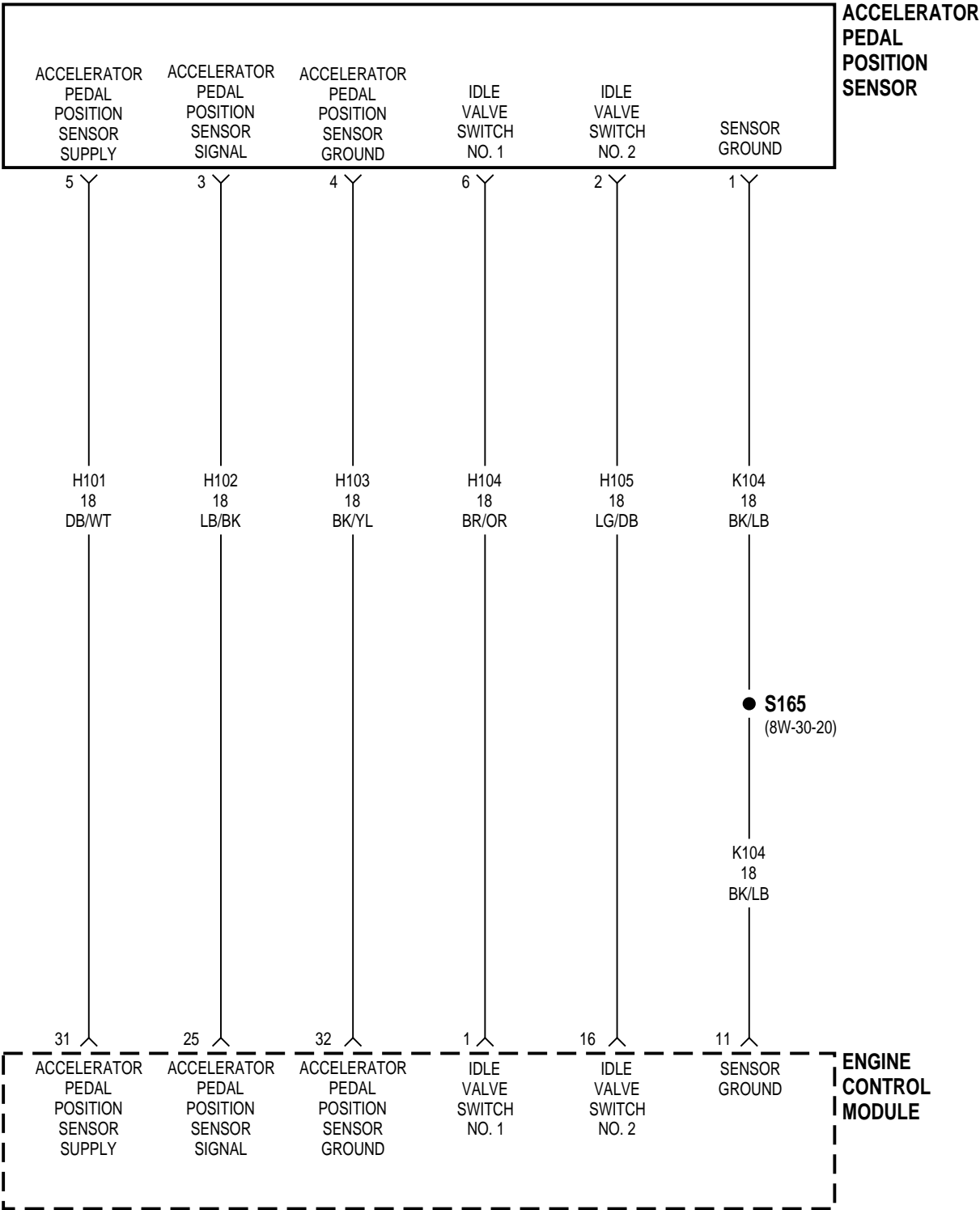


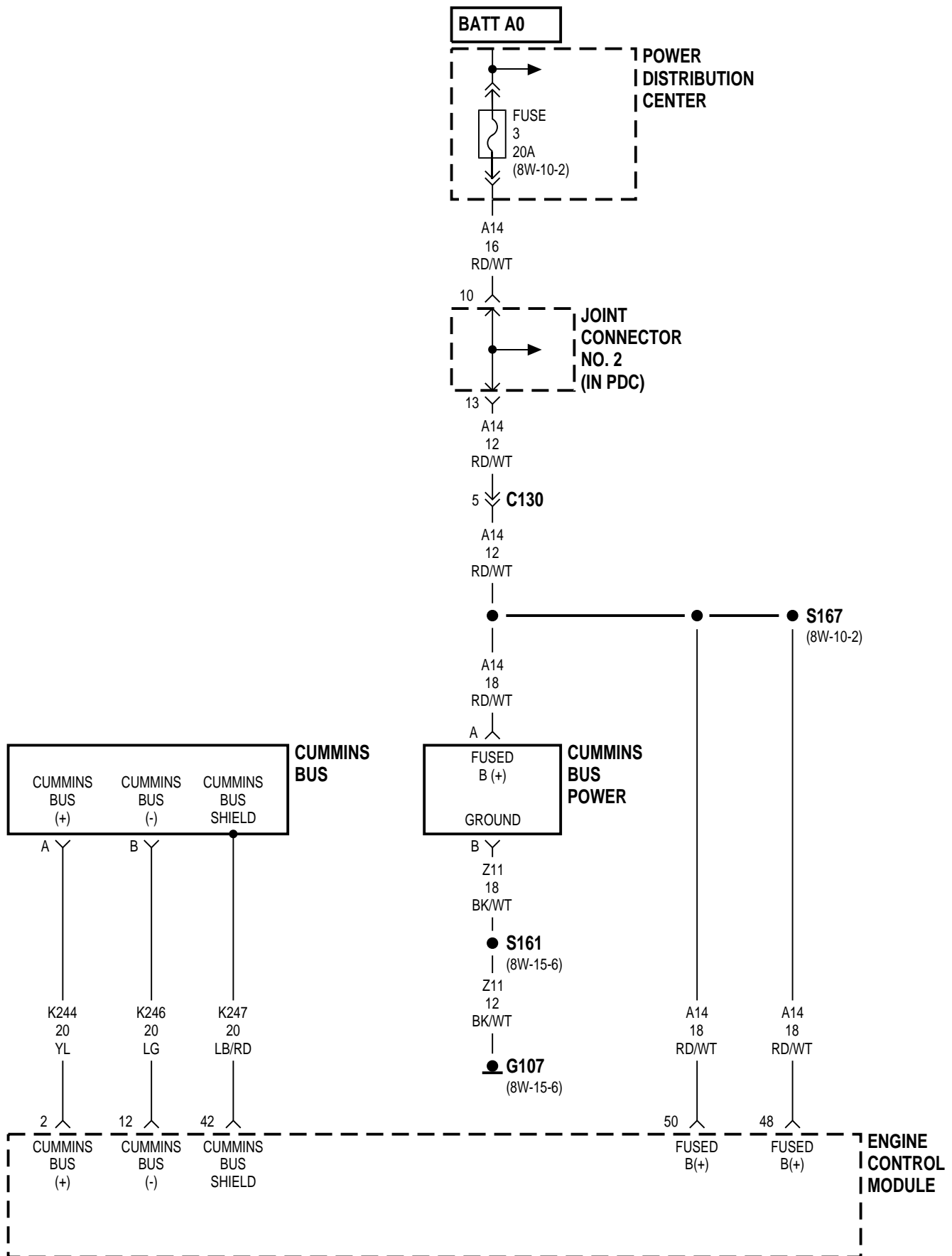




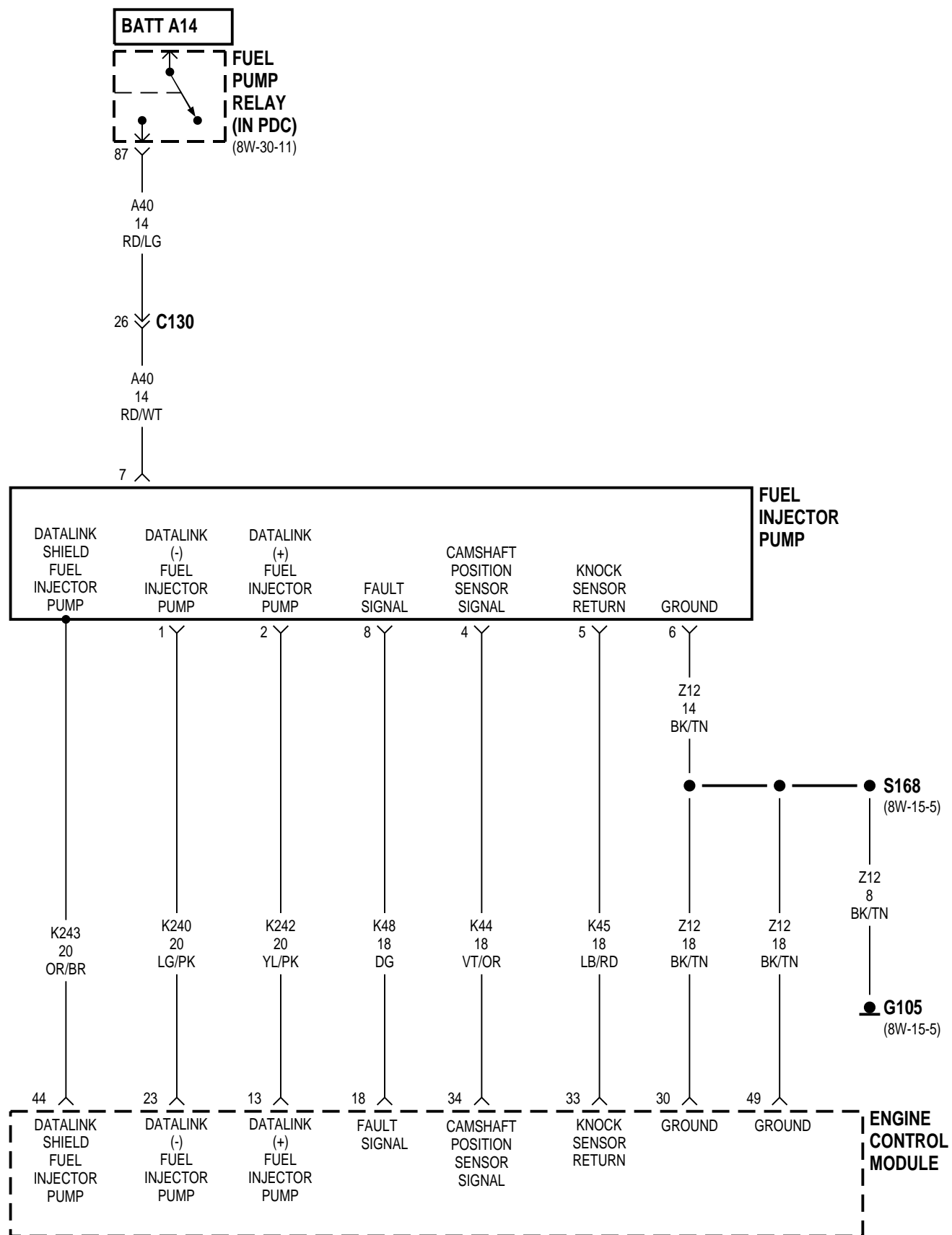


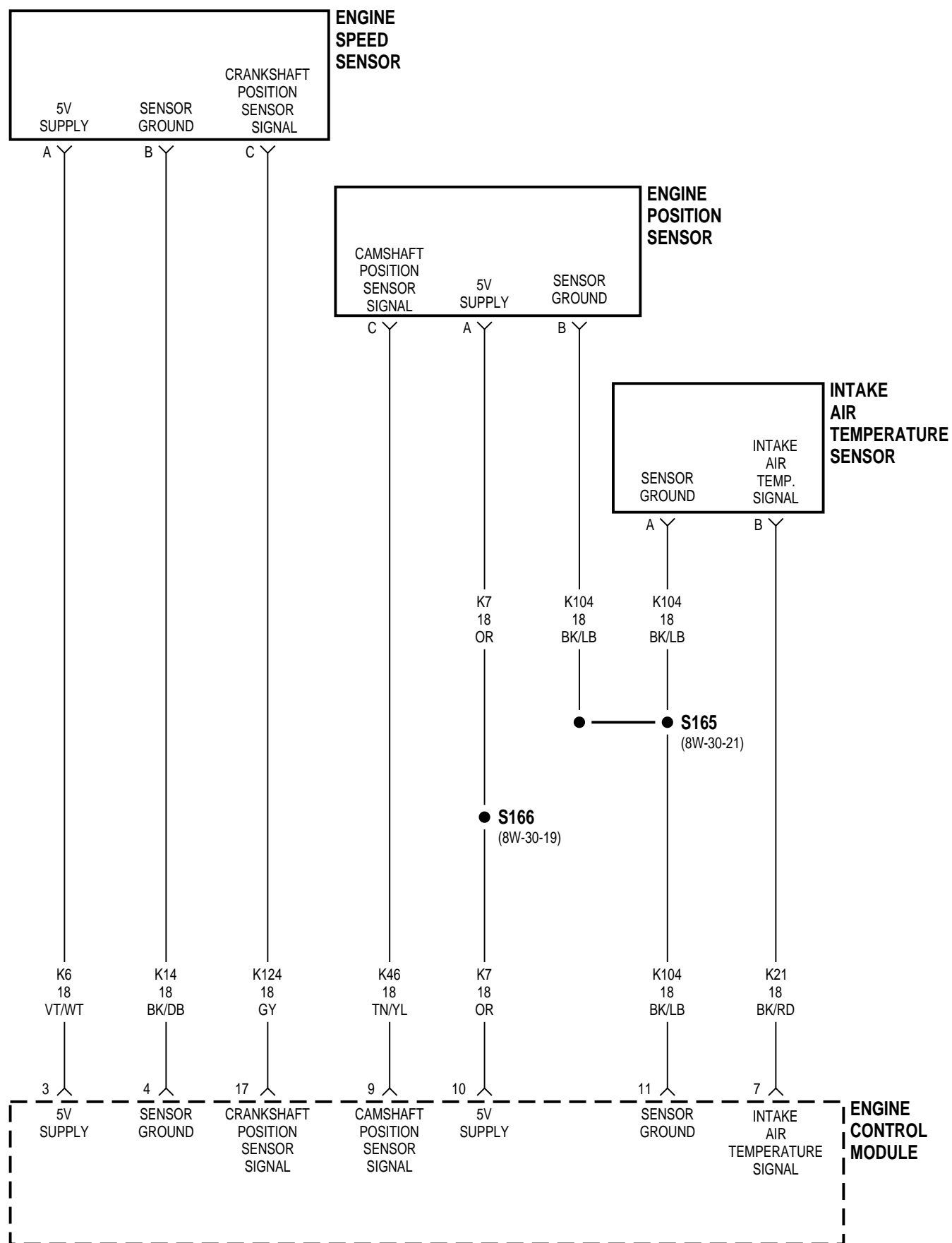


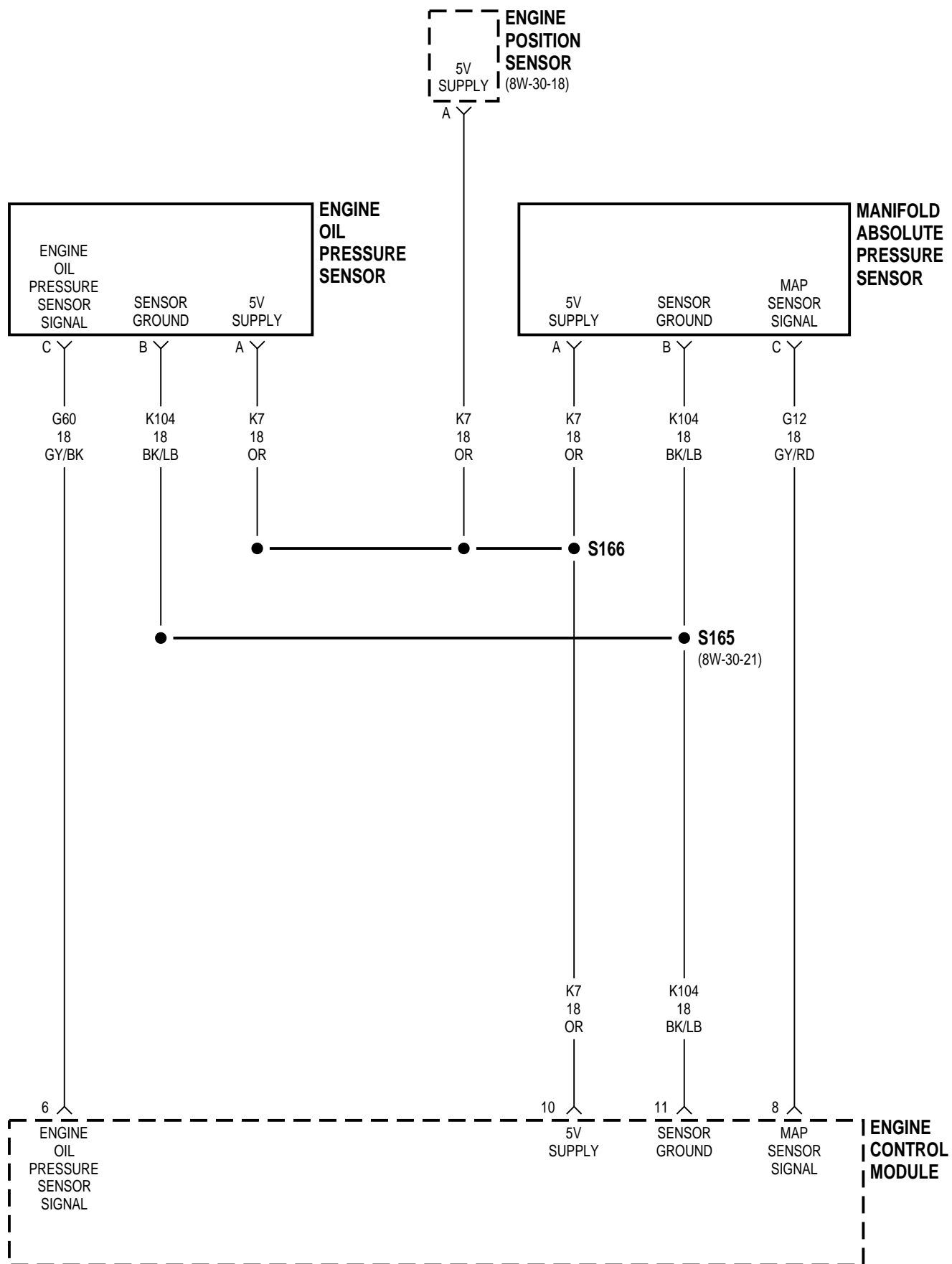


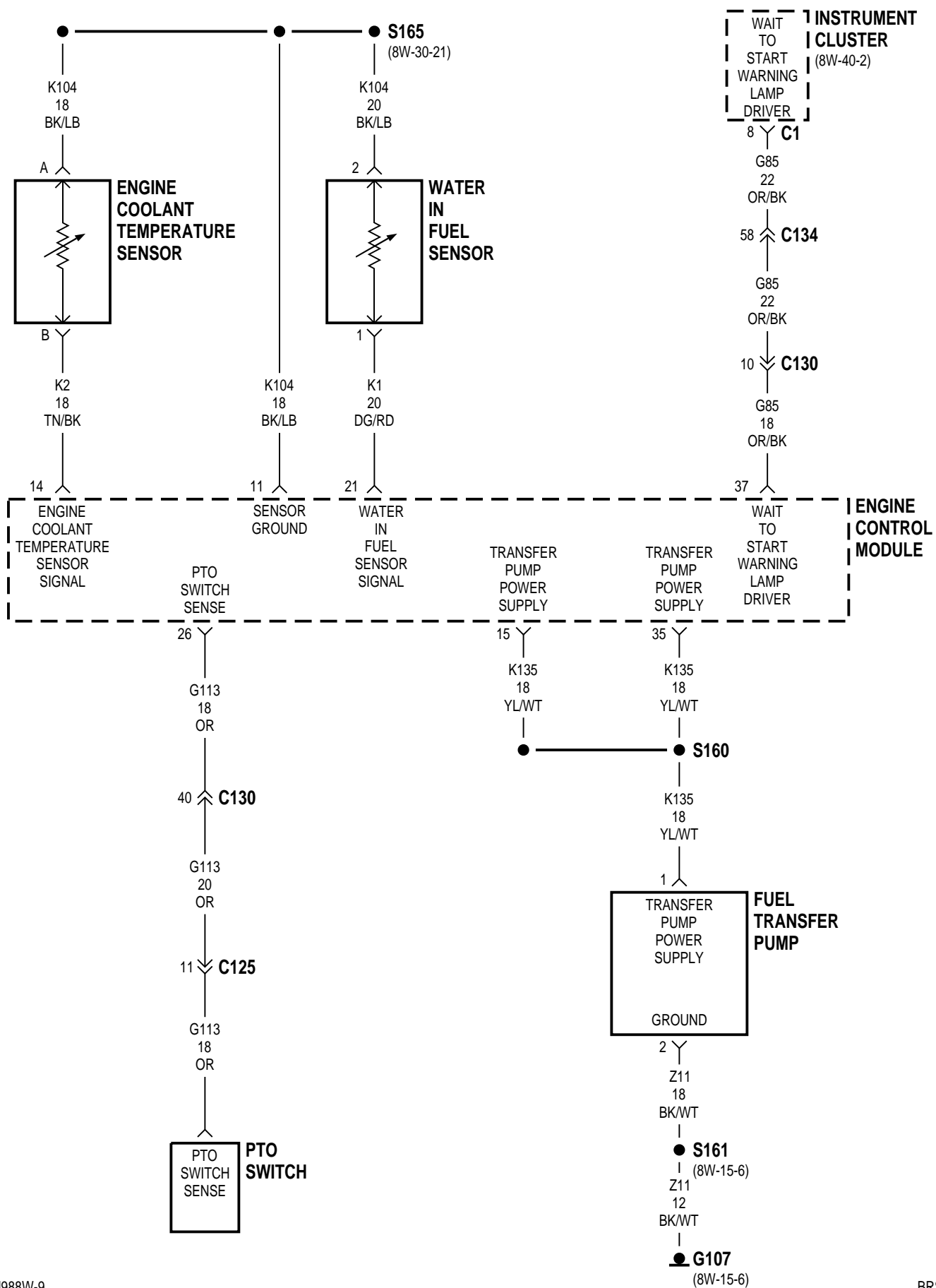


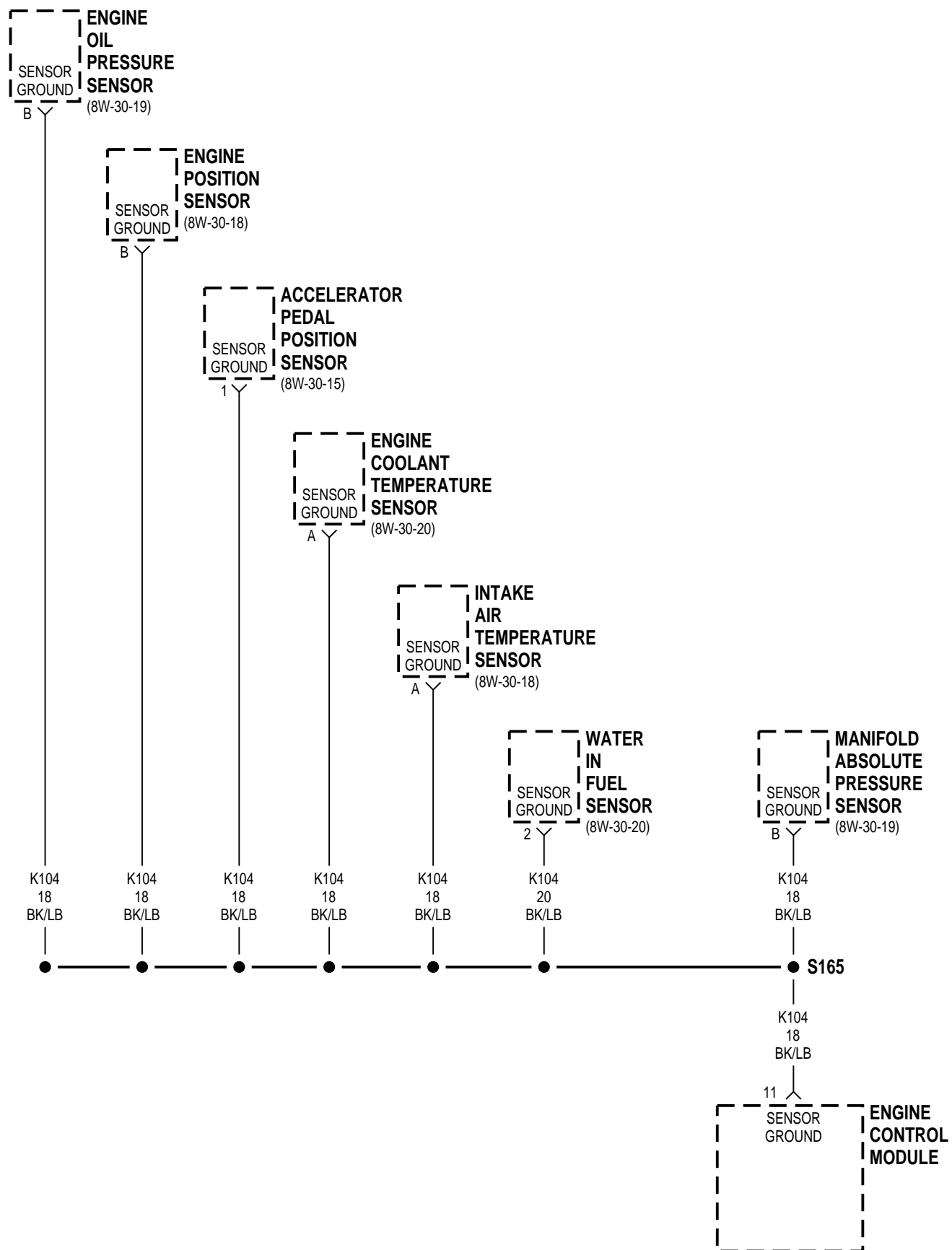












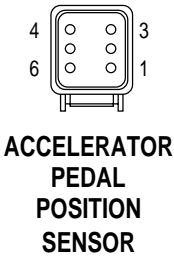


## 8W-80 CONNECTOR PIN-OUTS

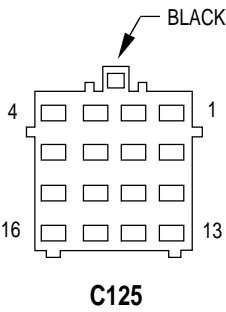
<b>Component</b>	<b>Page</b>	<b>Component</b>	<b>Page</b>
Accelerator Pedal Postion Sensor . . . . .	8W-80-3	Engine Coolant Temperature Sensor. . . . .	8W-80-9
C125 . . . . .	8W-80-3	Engine Oil Pressure Sensor . . . . .	8W-80-9
C126 . . . . .	8W-80-4	Engine Position Sensor . . . . .	8W-80-9
C127 . . . . .	8W-80-4	Engine Speed Sensor . . . . .	8W-80-10
C130 . . . . .	8W-80-5	Fuel Heater. . . . .	8W-80-10
C134 . . . . .	8W-80-6, 7	Fuel Injector Pump . . . . .	8W-80-10
Cummins Bus . . . . .	8W-80-7	Fuel Transfer Pump . . . . .	8W-80-10
Cummins Bus Power . . . . .	8W-80-7	Generator . . . . .	8W-80-11
Engine Control Module. . . . .	8W-80-8		

<b>Component</b>	<b>Page</b>	<b>Component</b>	<b>Page</b>
Intake Air Heater . . . . .	8W-80-11	Powertrain Control Module-C1 . . . . .	8W-80-13
Intake Air Heater Relay No. 1 . . . . .	8W-80-12	Powertrain Control Module-C2 . . . . .	8W-80-14
Intake Air Heater Relay No. 2 . . . . .	8W-80-12	Powertrain Control Module-C3 . . . . .	8W-80-15
Intake Air Temperature Sensor . . . . .	8W-80-12	Water In Fuel Sensor . . . . .	8W-80-15
Manifold Absolute Pressure Sensor . . . . .	8W-80-13		

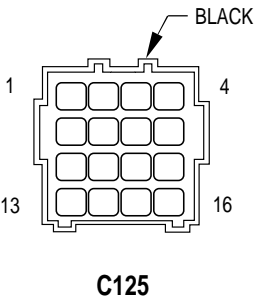




CAV	CIRCUIT	FUNCTION
1	K104 18BK/LB	SENSOR GROUND
2	H105 18LG/DB	IDLE VALVE SWITCH NO. 2
3	H102 18LB/BK	ACCELERATOR PEDAL POSITION SENSOR SIGNAL
4	H103 18BK/YL	ACCELERATOR PEDAL POSITION SENSOR GROUND
5	H101 18DB/WT	ACCELERATOR PEDAL POSITION SENSOR SUPPLY
6	H104 18BR/OR	IDLE VALVE SWITCH NO. 1



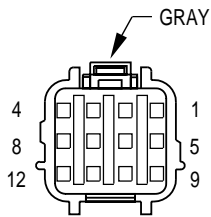
CAV	CIRCUIT
1	G7 18WT/OR
2	T6 18OR/WT
3	T18 18LG/OR
4	T41 20BK/WT Z12 20BK/TN
5	C22 18DB
6	K22 18OR/DB
7	C13 18DB/OR
8	K24 18GY/BK
9	V40 18WT/PK
10	C90 18LG/WT
11	G113 18OR
12	K118 18PK/YL
13	K4 20BK/LB ** K4 18BK/LB *
14	K51 20DB/YL
15	T16 18RD
16	K30 18PK



CAV	CIRCUIT
1	G7 20WT/OR
2	T6 20OR/WT
3	T18 20LG/OR
4	T41 20BK/WT
5	C22 20DB
6	K22 20OR/DB
7	C13 20DB/OR
8	K24 20GY/BK
9	V40 20WT/PK
10	C90 20LG/WT
11	G113 20OR
12	K118 20PK/YL
13	K4 20BK/LB
14	K51 20DB/YL
15	T16 20RD
16	K30 20PK

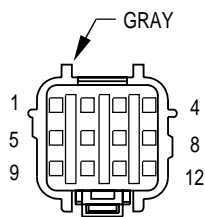
\* M/T

\*\* A/T



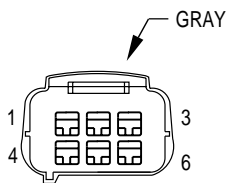
C126

CAV	CIRCUIT
1	F18 18LG/BK
2	V32 18YL/RD
3	V37 18RD/LG
4	L1 18VT/BK
5	V35 18LG/RD
6	K226 18DB/WT
7	V36 18TN/RD
8	L10 18BR/LG
9	D220 18LG
10	D21 18PK/DB
11	D1 18VT/BR
12	D2 18WT/BK



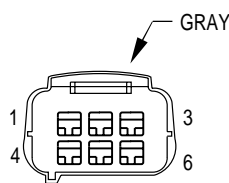
C126

CAV	CIRCUIT
1	F18 20LG/BK
2	V32 20YL/RD
3	V37 20RD/LG
4	L1 18VT/BK
5	V35 20LG/RD
6	K226 20DB/WT
7	V36 20TN/RD
8	L10 18BR/LG
9	D220 20LG
10	D21 20PK/DB
11	D1 20VT/BR
12	D2 20WT/BK



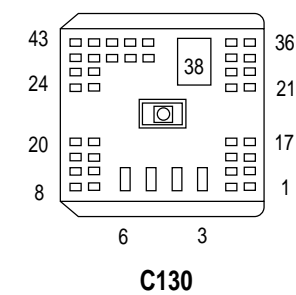
C127

CAV	CIRCUIT
1	K20 18DG
2	Z12 14BK/TN
3	Z12 14BK/TN
4	A14 14RD/WT
5	A142 14DG/OR
6	T125 18DB

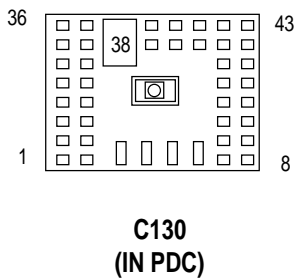


C127

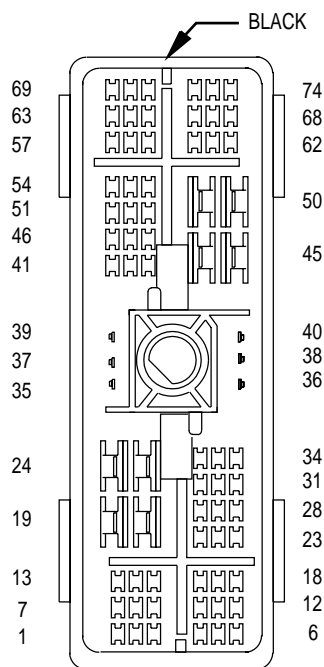
CAV	CIRCUIT
1	K20 18DG
2	Z12 14BK/TN
3	Z12 14BK/TN
4	A14 16RD/WT
5	A142 14DG/OR
6	T125 18DB



CAV	CIRCUIT
1	-
2	-
3	-
4	-
5	A14 12RD/WT
6	A93 12RD/BK
7	K24 20GY/BK
8	K22 20OR/DB
9	K131 18BR/WT
10	G85 18OR/BK
11	-
12	-
13	D1 18VT/BR
14	-
15	-
16	D20 18LG
17	D2 18WT/BK
18	K20 18DG
19	C90 18LG
20	D21 18PK
21	C3 18DB/BK
22	-
23	-
24	-
25	Z12 14BK/TN
26	A40 14RD/WT
27	-
28	F18 18LG/BK
29	-
30	-
31	-
32	C22 20DB
33	-
34	-
35	T125 18DB
36	S21 18YL/BK
37	S22 18OR/BK
38	-
39	Z11 18BK/WT
40	G113 18OR
41	Z12 14BK/TN
42	Z12 14BK/TN
43	Z12 14BK/TN

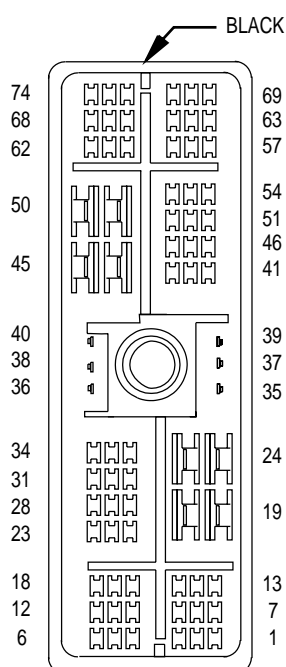


CAV	CIRCUIT
1	V35 20LG/RD
2	V32 20YL/RD
3	A14 16RD/WT
4	A142 14DG/OR
5	A14 12RD/WT
6	A93 12RD/YL
7	K24 20GY/BK
8	K22 20OR/DB
9	K131 20BR/WT
10	G85 22OR/BK
11	V40 22WT/PK
12	L10 18BR/LG
13	D1 20VT/BR
14	K51 20DB/YL
15	C13 22DB/OR
16	D20 20DG
17	D2 20WT/BK
18	K20 18DG
19	C90 20LG/WT
20	D21 20PK/DB
21	C3 22DB/BK
22	V37 22RD/LG
23	K226 20DB/WT
24	V36 20TN/RD
25	Z12 14BK/TN
26	A40 14RD/LG
27	K31 20BR/WT
28	F18 20LG/BK
29	K30 22PK
30	T18 22LG/OR
31	T16 22RD
32	C22 20DB
33	G7 20WT/OR
34	T6 22OR/WT
35	T125 18DB
36	S21 18YL/BK
37	S22 18OR/BK
38	A18 10RD/BK
39	Z12 18BK/TN
40	G113 20OR
41	Z12 14BK/TN
42	Z12 14BK/TN
43	Z12 18BK/TN



C134

CAV	CIRCUIT
1	-
2	D21 20PK/DB
3	D220 20WT/VT
4	-
5	-
6	-
7	-
8	Z12 18BK/TN
9	Z12 20BK/TN
10	D2 20WT/BK
11	D1 20VT/BR
12	D2 20WT/BK
13	D20 20LG
14	D21 20PK/DB
15	-
16	D1 20VT/BR
17	D2 20WT/BK
18	D1 20VT/BR
19	L7 16BK/YL
20	A12 16RD/TN
21	T6 22OR/WT
22	L39 22LB
23	F15 20DB
23	F18 18DB
24	A3 12RD/WT
25	F32 16PK/DB
26	K4 22BK/LB
27	L35 22BR/YL
28	-
29	V37 22RD/LG
30	G11 22WT/LG
31	Z9 16BK/VT
32	X3 22BK/RD
33	-
34	Z5 18BK/DB
35	L3 16RD/OR
36	L4 16VT/WT
37	V4 16RD/YL
38	V49 16RD/BK
39	V3 16BR/WT
40	V5 16DG
41	Z2 16BK/LG
42	Z6 18BK/PK
43	C90 22LG/WT
44	A1 10RD
45	C1 12DG
46	-
47	G50 22RD/DB
48	V30 22DB/RD
49	-
50	A2 14PK/BK
51	A41 14YL
52	-
53	V32 22YL/RD



C134

CAV	CIRCUIT
1	-
2	D21 20PK/DB
3	D220 20WT/VT
4	-
5	-
6	-
7	-
8	Z12 14BK/TN
9	Z12 18BK/TN
10	D2 20WT/BK
11	D1 20VT/BR
12	D2 20WT/BK
13	D20 20DG
14	D21 20PK/DB
15	-
16	D1 20VT/BR
17	D2 20WT/BK
18	D1 20VT/BR
19	L7 20BK/YL
20	A12 16RD/TN
21	T6 22OR/WT
21	T6 20OR/WT
22	L39 20LB
23	F15 22DB
24	A3 12RD/YL
25	F32 16PK/DB
26	K4 22BK/LB
27	L35 22BR/YL
28	-
29	V37 22RD/LG
29	V37 20RD/LG*
30	G11 20WT/LG
31	Z9 16BK/VT
32	X3 22BK/RD
33	-
34	Z5 18BK/DB
35	L3 16RD/OR
36	L4 16VT/WT
37	V4 16RD/YL
38	V49 16RD/BK
39	V3 16BR/WT
40	V5 16DG
41	Z2 16BK/LG
42	Z6 18BK/PK
43	C90 22LG/WT
43	C90 20LG/WT
44	A1 10RD
45	C1 12DG
46	-
47	G50 22RD/DB
48	V30 20DB/RD
49	-
50	A2 14PK/BK
51	A41 14YL
52	-
53	V32 20YL/RD
53	V32 20YL/RD

CONTINUED

\* DIESEL

CONTINUED

C134

CAV	CIRCUIT
54	-
55	V18 22YL/DG
56	V40 22WT/PK
57	L62 16BR/RD
58	G85 22OR/BK
59	G107 22BK/GY
60	T18 22LG/OR
61	G29 22BK/WT
62	G34 16RD/GY
63	L63 16DG/RD
64	L50 18WT/TN
65	F12 20DB/WT
66	L10 18BR/LG
67	Z3 18BK/OR
68	V10 16BR
69	-
70	-
71	-
72	-
73	-
74	-

C134

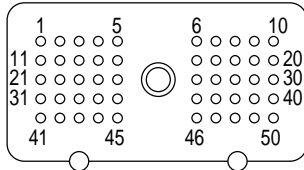
CAV	CIRCUIT
54	-
55	V18 22YL/DG
56	V40 22WT/PK
57	L62 16BR/RD
58	G85 22OR/BK
59	G107 20GY
60	T18 22LG/OR
	T18 20LG/OR
61	G29 18BK/WT
62	G34 20RD/GY
	G34 16RD/GY
63	L63 16DG/RD
64	L50 18WT/TN
	L50 18WT/TN
65	F12 20DB/WT
66	L10 18BR/LG
	L10 18BR/LG
	L10 18BR/LG
67	Z3 18BK/OR
68	V10 16BR
69	-
70	-
71	-
72	-
73	-
74	-



CAV	CIRCUIT	FUNCTION
A	K244 20YL	CUMMINS BUS (+)
B	K246 20LG	CUMMINS BUS (-)
C	-	-

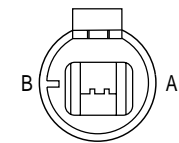


CAV	CIRCUIT	FUNCTION
A	A14 18RD/WT	FUSED (B)+
B	Z11 18BK/WT	GROUND



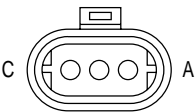
**ENGINE CONTROL  
MODULE**

CAV	CIRCUIT	FUNCTION
1	H104 18BR/OR	IDLE VALVE SWITCH NO. 1
2	K244 20YL	CUMMINS BUS (+)
3	K6 18VT/WT	5 VOLT SUPPLY
4	K14 18BK/DB	SENSOR GROUND
5	F18 18LG/BK	FUSED IGNITION (ST-RUN)
6	G60 18GY/BK	ENGINE OIL PRESSURE SENSOR SIGNAL
7	K21 18BK/RD	INTAKE AIR TEMPERATURE SIGNAL
8	G12 18GY/RD	MAP SENSOR SIGNAL
9	K46 18TN/YL	CAMSHAFT POSITION SENSOR SIGNAL
10	K7 18OR	5V SUPPLY
11	K104 18BK/LB	SENSOR GROUND
12	K246 20LG	CUMMINS BUS (-)
13	K242 20YL/PK	DATALINK (+) FUEL INJECTOR PUMP
14	K2 18TN/BK	ENGINE COOLANT TEMPERATURE SENSOR SIGNAL
15	K135 18YL/WT	TRANSFER PUMP POWER SUPPLY
16	H105 18LG/DB	IDLE VALVE SWITCH NO. 2
17	K124 18GY	CRANKSHAFT POSITION SENSOR SIGNAL
18	K48 18DG	FAULT SIGNAL
19	-	-
20		
21	K1 20DG/RD	WATER-IN-FUEL SENSOR SIGNAL
22		
23	K240 20LG/PK	DATALINK (-) FUEL INJECTOR PUMP
24	-	-
25	H102 18LB/BK	ACCELERATOR PEDAL POSITION SENSOR SIGNAL
26	G113 18OR	PTO SWITCH SENSE
27	-	-
28	K22 20OR/DB	THROTTLE POSITION SENSOR SIGNAL
29	S21 18YL/BK	AIR INTAKE HEATER RELAY NO. 1 CONTROL
30	Z12 18BK/TN	GROUND
31	H101 18DB/WT	ACCELERATOR PEDAL POSITION SENSOR SUPPLY
32	H103 18BK/YL	ACCELERATOR PEDAL POSITION SENSOR GROUND
33	K45 18LB/RD	KNOCK SENSOR RETURN
34	K44 18VT/OR	CAMSHAFT POSITION SENSOR SIGNAL
35	K135 18YL/WT	TRANSFER PUMP POWER SUPPLY
36	K131 18BR/WT	FUEL INJECTOR PUMP RELAY CONTROL
37	G85 18OR/BK	WAIT TO START WARNING LAMP DRIVER
38	D21 18PK	SCI TRANSMIT
39	D20 18LG	SCI RECEIVE
40	D2 18WT/BK	CCD BUS (-)
41	D1 18VT/BR	CCD BUS (+)
42	K247 20LB/RD	CUMMINS BUS SHIELD
43	-	-
44	K243 20OR/BR	DATALINK SHIELD FUEL INJECTOR PUMP
45	K24 20GY/BK	ENGINE SPEED SENSOR SIGNAL
46	-	-
47	S22 18OR/BK	AIR INTAKE HEATER RELAY NO. 2 CONTROL
48	A14 18RD/WT	FUSED B(+)
49	Z12 18BK/TN	GROUND
50	A14 18RD/WT	FUSED B(+)



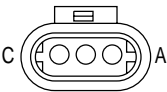
ENGINE COOLANT  
TEMPERATURE  
SENSOR

CAV	CIRCUIT	FUNCTION
A	K104 18BK/LB	SENSOR GROUND
B	K2 18TN/BK	ENGINE COOLANT TEMPERATURE SENSOR SIGNAL



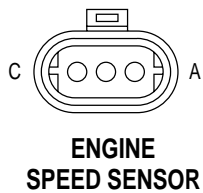
ENGINE OIL  
PRESSURE SENSOR

CAV	CIRCUIT	FUNCTION
A	K7 18OR	5 VOLT SUPPLY
B	K104 18BK/LB	SENSOR GROUND
C	G60 18GY/BK	ENGINE OIL PRESSURE SENSOR SIGNAL

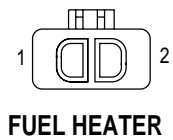


ENGINE POSITION  
SENSOR

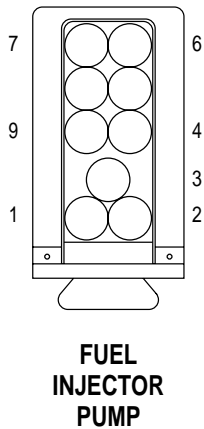
CAV	CIRCUIT	FUNCTION
A	K7 18OR	5 VOLT SUPPLY
B	K104 18BK/LB	SENSOR GROUND
C	K46 18TN/YL	CAMSHAFT POSITION SENSOR SIGNAL



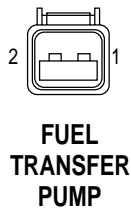
CAV	CIRCUIT	FUNCTION
A	K6 18VT/WT	5 VOLT SUPPLY
B	K14 18BK/DB	SENSOR GROUND
C	K124 18GY	CRANKSHAFT POSITION SENSOR SIGNAL



CAV	CIRCUIT	FUNCTION
1	A93 12RD/BK	FUEL HEATER RELAY OUTPUT
2	Z11 14BK/WT	GROUND

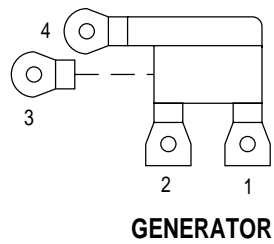


CAV	CIRCUIT	FUNCTION
1	K240 20LG/PK	DATALINK (-) FUEL INJECTOR PUMP
2	K242 20YL/PK	DATALINK (+) FUEL INJECTOR PUMP
3	-	-
4	K44 18VT/OR	CAMSHAFT POSITION SENSOR SIGNAL
5	K45 18LB/RD	KNOCK SENSOR RETURN
6	Z12 14BK/TN	GROUND
7	A40 14RD/WT	FUEL PUMP RELAY OUTPUT
8	K48 18DG	FAULT SIGNAL
9	-	-

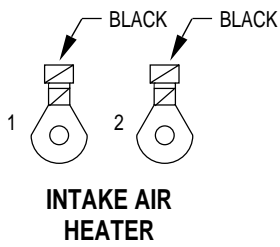


CAV	CIRCUIT	FUNCTION
1	K135 18YL/WT	TRANSFER PUMP POWER SUPPLY
2	Z11 18BK/WT	GROUND

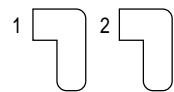




CAV	CIRCUIT	FUNCTION
1	K20 18DG	GENERATOR FIELD DRIVER
2	T125 18DB	GENERATOR FIELD B(+)
3	A11 4BK	GENERATOR OUTPUT
4	Z1 6BK	GROUND

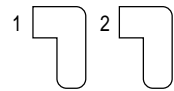


CAV	CIRCUIT	FUNCTION
1	A58 6BK	FUSED B(+)
2	A122 6BK	FUSED B(+)



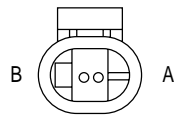
INTAKE AIR  
HEATER RELAY  
NO. 1

CAV	CIRCUIT	FUNCTION
1	Z12 18BK/TN	GROUND
2	S21 18YL/BK	AIR INTAKE HEATER RELAY NO. 1 CONTROL



INTAKE AIR  
HEATER RELAY  
NO. 2

CAV	CIRCUIT	FUNCTION
1	Z12 18BK/TN	GROUND
2	S22 18OR/BK	AIR INTAKE HEATER RELAY NO. 2 CONTROL



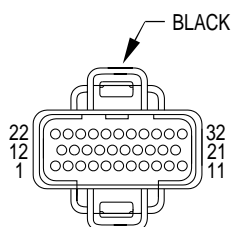
INTAKE AIR  
TEMPERATURE SENSOR

CAV	CIRCUIT	FUNCTION
A	K104 18BK/LB	SENSOR GROUND
B	K21 18BK/RD	INTAKE AIR TEMPERATURE SIGNAL



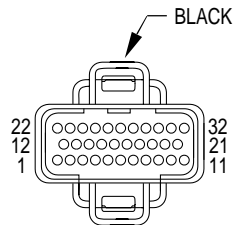
**MANIFOLD ABSOLUTE  
PRESSURE SENSOR**

CAV	CIRCUIT	FUNCTION
A	K7 18OR	5 VOLT SUPPLY
B	K104 18BK/LB	SENSOR GROUND
C	G12 18GY/RD	CHECK GAUGES LAMP DRIVER



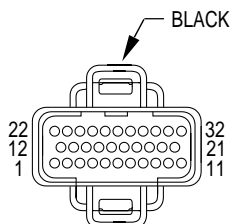
**POWERTRAIN CONTROL  
MODULE - C1**

CAV	CIRCUIT	FUNCTION
1	-	-
2	F18 18LG/BK	FUSED IGN. (ST-RUN)
3	-	-
4	K4 18BK/LB	SENSOR GROUND
5	-	-
6	T41 18BK/WT	PARK/NEUTRAL POSITION SWITCH SENSE
7	-	-
8	K24 18GY/BK	ENGINE SPEED SENSOR SIGNAL
9	-	-
10	-	-
11	-	-
12	-	-
13	-	-
14	-	-
15	-	-
16	-	-
17	-	-
18	-	-
19	-	-
20	-	-
21	-	-
22	A14 14RD/WT	FUSED B(+)
23	K22 18OR/DB	THROTTLE POSITION SENSOR SIGNAL
24	-	-
25	-	-
26	-	-
27	K1 18DG/RD	WATER IN-FUEL SENSOR SIGNAL
28	-	-
29	-	-
30	-	-
31	Z12 14BK/TN	GROUND
31	Z12 14BK/TN	GROUND
32	Z12 14BK/TN	GROUND



**POWERTRAIN CONTROL  
MODULE - C2**

CAV	CIRCUIT	FUNCTION
1	T54 18VT	TRANSMISSION TEMPERATURE SENSOR SIGNAL
2	-	-
3	-	-
4	-	-
5	-	-
6	-	-
7	-	-
8	K88 18VT/WT	TRANSMISSION VARIABLE FORCE SOLENOID
9	-	-
10	K20 18DG	GENERATOR FIELD DRIVER
11	K54 18OR/BK	TORQUE CONVERTOR CLUTCH SOLENOID/RELAY CONTROL
12	-	-
13	-	-
14	-	-
15	-	-
16	-	-
17	-	-
18	-	-
19	-	-
20	-	-
21	T60 18BR	OVERDRIVE SOLENOID CONTROL
22	-	-
23	-	-
24	-	-
25	T13 18DB/BK	OUTPUT SHAFT SPEED SENSOR GROUND
26	-	-
27	G7 18WT/OR	VEHICLE SPEED SENSOR SIGNAL
28	T14 18LG/BK	OUTPUT SHAFT SPEED SENSOR SIGNAL
29	T25 18LG/WT	GOVERNOR PRESSURE SIGNAL
30	K30 18PK	TRANSMISSION RELAY CONTROL
31	K7 18OR	5 VOLT SUPPLY
32	-	-



**POWERTRAIN CONTROL  
MODULE - C3**

CAV	CIRCUIT	FUNCTION
1	C13 18DB/OR	A/C COMPRESSOR CLUTCH RELAY CONTROL
2	-	-
3	K51 20DB/YL	AUTO SHUTDOWN RELAY CONTROL
4	V36 18TN/RD	SPEED CONTROL VACUUM SOLENOID CONTROL
5	V35 18LG/RD	SPEED CONTROL VENT SOLENOID CONTROL
6	T18 18LG/OR	OVERDRIVE LAMP DRIVER
7	-	-
8	-	-
9	-	-
10	-	-
11	V32 18YL/RD	SPEED CONTROL ON/OFF SWITCH SENSE
12	A142 14DG/OR	AUTOMATIC SHUT DOWN RELAY OUTPUT
13	T6 18OR/WT	TRANSMISSION O/D SWITCH SENSE
14	-	-
15	K118 18PK/YL	BATTERY TEMPERATURE SENSOR SIGNAL
16	-	-
17	-	-
18	-	-
19	-	-
20	-	-
21	-	-
22	C20 18BR	A/C SWITCH SENSE
23	C90 18LG/WT	A/C SELECT INPUT
24	V40 18WT/PK	BRAKE SWITCH SENSE
25	T125 18DB	GENERATOR OUTPUT
26	K226 18DB/WT	FUEL LEVEL SENSOR
27	D21 18PK/DB	SCI TRANSMIT
28	D2 18WT/BK	CCD BUS (-)
29	D220 18DG	SCI RECEIVE
30	D1 18VT/BR	CCD BUS(+)
31	-	-
32	V37 18RD/LG	SPEED CONTROL SWITCH SIGNAL



**WATER IN FUEL  
SENSOR**

CAV	CIRCUIT	FUNCTION
1	K1 20DG/RD	WATER IN FUEL SENSOR SIGNAL
2	K104 20BK/LB	SENSOR GROUND

